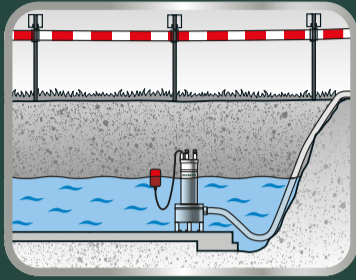


Drainage



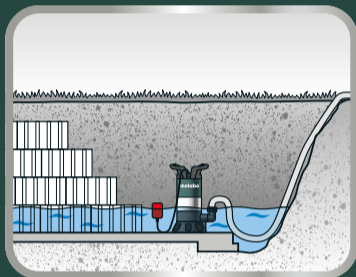
Construction and dirty water pumps



	DP 28-10 S Inox	SP 28-50 S Inox
Order no.	604112000	604114000
Motor output	1.850 W	1.470 W
Maximum delivery rate	28.000 l/h	28.000 l/h
Max. delivery height / pressure	17 m / 1,7 bar	12 m / 1,2 bar
Maximum particle size up to	10 mm	50 mm
Discharge port	1 1/2" IG	2" IG
Cable length / max. immersion depth	10 m / 7 m	10 m / 7 m
Price without VAT	€ 000.00	€ 000.00
Price incl. VAT	€ 000.00	€ 000.00



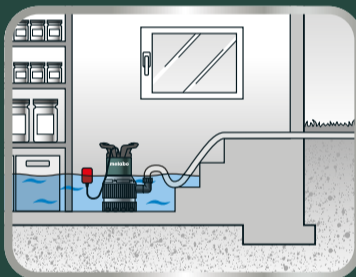
Dirty water submersible pumps



	PS 7500 S	PS 15000 S	PS 18000 SN
Order no.	0250750000	0251500000	0251800000
Motor output	450 W	850 W	1.100 W
Maximum delivery rate	7.500 l/h	15.000 l/h	19.000 l/h
Max. delivery height / pressure	5 m / 0,5 bar	9,5 m / 0,95 bar	11 m / 1,1 bar
Maximum particle size up to	30 mm	30 mm	35 mm
Discharge port	1 1/4" IG	1 1/4" IG	1 1/2" IG
Cable length / max. immersion depth	10 m / 5 m	10 m / 5 m	10 m / 7 m
Price without VAT	€ 000.00	€ 000.00	€ 000.00
Price incl. VAT	€ 000.00	€ 000.00	€ 000.00

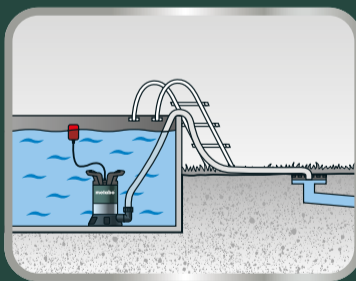


Combi submersible pumps



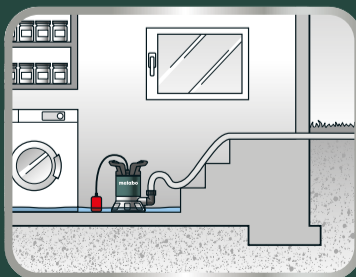
	TPS 14000 S Combi	TPS 16000 S Combi
Order no.	0251400000	0251600000
Motor output	770 W	970 W
Maximum delivery rate	14.000 l/h	16.000 l/h
Max. delivery height / pressure	8,5 m / 0,85 bar	9,5 m / 0,95 bar
Maximum particle size up to	20 mm	30 mm
Discharge port	1 1/2" IG	1 1/2" IG
Cable length / max. immersion depth	10 m / 7 m	10 m / 7 m
Price without VAT	€ 000.00	€ 000.00
Price incl. VAT	€ 000.00	€ 000.00

Clear water submersible pumps



	TP 6600*	TP 8000 S	TP 13000 S	TDP 7501 S
Order no.	0250660000	0250800000	0251300000	0250750100
Motor output	250 W	350 W	550 W	1.000 W
Maximum delivery rate	6.600 l/h	8.000 l/h	13.000 l/h	7.500 l/h
Max. delivery height / pressure	6 m / 0,6 bar	7 m / 0,7 bar	9,5 m / 0,95 bar	34 m / 3,4 bar
Discharge port	1 1/4" IG	1 1/4" IG	1 1/4" IG	1" IG
Cable length / max. immersion depth	10 m / 5 m	10 m / 5 m	10 m / 5 m	10 m
Price without VAT	€ 000.00	€ 000.00	€ 000.00	€ 000.00
Price incl. VAT	€ 000.00	€ 000.00	€ 000.00	€ 000.00

Flat-suction clear water submersible pumps



	TPF 18 LTX 2200	TPF 6600 SN	TPF 7000 S	TP 7500 SI	TP 12000 SI
Order no.	601729850	0250660006	0250800002	0250750013	0251200009
Motor output	-	450 W	450 W	300 W	600 W
Maximum delivery rate	2.200 l/h	6.600 l/h	7.000 l/h	7.500 l/h	11.700 l/h
Max. delivery height / pressure	22 m / 2,2 bar	6 m / 0,6 bar	6 m / 0,6 bar	6,5 m / 0,65 bar	9 m / 0,9 bar
Discharge port	1" AG	1 1/4" IG	1 1/4" IG	1 1/4" AG	1 1/4" AG
Cable length / max. immersion depth	3 m / 2 m	10 m / 5 m	10 m / 5 m	10 m / 7 m	10 m / 7 m
Price without VAT	€ 000.00	€ 000.00	€ 000.00	€ 000.00	€ 000.00
Price incl. VAT	€ 000.00	€ 000.00	€ 000.00	€ 000.00	€ 000.00

18V



metabo