

metabo®

PROFESSIONAL POWER TOOL SOLUTIONS




**POWER TOOL
AND ACCESSORIES
CATALOGUE
2019 - 20**

Our experience is working for you

Over 95 years of experience

Since 1924 we have been working with passion, dynamics, confidence and courage. It all started with our **Metallbohrdreher** (metal drill), our namesake. From the world's first impact drill to our innovative Metabo Ultra-M battery pack technology: Metabo power tools set standards in terms of productivity, robustness, safety and service.



Systemised innovation

In all Metabo machines there are technologies delivering special features: From the Metabo Ultra-M battery technology to the Autobalancer in angle grinders, or the Metabo Quick System, which allows you a tool free change of application and enables you to work quickly and efficiently.



Productivity

Our tools feature convincing technical solutions, offering you plenty of benefits. Minimal processing times yield maximum results. This helps you to save valuable time and reduce your costs.



Safety

The less time lost due to work related illness, the higher your productivity. Our products offer utmost safety and protection for the user – with this we are setting new standards in the market.



Robustness

Metabo's machines and accessories guarantee best quality, absolute reliability and unparalleled service life – for uncompromising high performance even in the harshest of conditions.



Service

From application analysis to individual product and system solutions, fast spare parts and repair service: Your workflow is our commitment.

TOOLS, ACCESSORIES AND SERVICE FROM NÜRTINGEN, GERMANY

In every Metabo tool there is traditional German engineering ingenuity. Since 1924 we have been developing innovative ideas in our Nürtigen plant and have been implementing them into pioneering tools and perfect accessories for professional users directly on site. Our service, tailor-made to your requirements, also makes us a strong partner for the industrial sector.



Steel parts with hardening plant



Mould construction



Plastic injection moulding



Motor production



Engineering



Mechanical production



Assembly



Aluminium foundry

The Metabo Advantage...



MARATHON MOTOR
Higher overload capacity
for more efficiency



**S-AUTOMATIC
MECHANICAL
SAFETY CLUTCH**
Mechanical clutch
Prevents Kickback



VTC ELECTRONICS
constant speed under load
+ variable speed



TC ELECTRONICS
Constant speed
under load



FAST BRAKE
Stops the machine
within 2 seconds



QUICK CHANGE DISC
Tool free disc change
QUICK CHANGE CHUCK
Tool Free Chuck Change



AUTOBALANCER
Reduces harmful
vibrations



**VIBRATION DAMPENING
HANDLES**
Reduce hand-arm
vibrations



SOFT START
Greater initial control at
start up



**ELECTRONIC OVERLOAD
PROTECTION**
Longer Service life



RESTART PROTECTION
Protects the user from
unintentional start-up



**ELECTRONIC SAFETY
SHUTDOWN**
of motor if the disc jams



DEADMAN PADDLE
High user protection.
Machine stops when
paddle is released



IMPULSE MODE
Extra control on slippery
surfaces and when
removing damaged
screws.



**FULLY INTERGRATED
DUST EXTRACTION**
brings you as close as
possible to a dust free
working environment



Metabo has a huge range of accessories designed to work in conjunction with its tools.
Look out for the M+ Systems logo and head to www.metabo.com for info



The Metabo 3-year warranty

We give you an extra long 3 year warranty on all our products.

Simply register up to 4 weeks after your purchase on the Internet and your regular warranty is extended to three years.

Register at www.metabo.com/xxl



Metabo 3 year unlimited charge cycle battery warranty.

applies from date of purchase. The warranty covers defects in material and/or workmanship only and is subject to terms and conditions of use.

www.metabo.com/Warranty-Service.2038.0.html

Cordless Power Tools



14

Metal Working



46

Hammer Drills




66

Dust Extraction Solutions



74

Saws & Wood Working *Including Hedge Trimmers, Heat & Glue Gun*



96

METABO 18 VOLT RANGE : OVER 90 CORDLESS TOOLS

ALL POWERED BY LiHD - THE MOST POWERFUL BATTERY TECHNOLOGY IN THE WORLD!



LiHD
TECHNOLOGY

**100 %
MORE
SERVICE LIFE***

**115 %
MORE
RUNTIME***

**160 %
MORE
POWER***

*When comparing 8Ah LiHD Battery to Standard 5Ah Lithium Battery.



LiHD Provides Superior
Power & Runtime

Since 2009:

100 %
COMPATIBILITY



between all battery packs, chargers and tools

Leading technology.

With the new LiHD technology, Metabo achieves a new performance level in cordless machines which are directly comparable to that of corded tools. It is the combination of many different components that offer added power, service life, and runtime. No matter what Metabo battery pack you choose.

More power

with new LiHD cell technology in combination with a newly developed battery pack

- Enlarged power rails and contacts capable of handling high currents
- 3x better conductivity with cell connectors made of a specialized copper alloy

Longer service life and extreme ruggedness:

- Optimal protection against internal contamination with fully encapsulated cast design and full protective coating of electronics, as well as optimal gasket in the cover structure.
- Protection of the cells with rubber pads
- Less frequent charging due to more usable cell energy
- Exterior rubber coating on the battery pack provides a secure and non-slip grip and also serves as shock protection



LiHD - The most powerful battery pack technology in the world!

More runtime

- More active material in the cell
- Use of high quality materials (silver and copper)

NEW



8.0 Ah

Maximum performance and maximum runtime



5.5 Ah

Maximum performance



4.0 Ah

Compact and strong

Metabo Ultra M- Technology



Perfect interaction between charger , battery and tool.

Intelligent Battery Management: Information is stored on the microchip of the battery pack. This microchip communicates with the electronics of the machine and the charger and ensures an efficient and gentle charging process.




- **Patented »AIR COOLED« charging technology** for shorter charging time and longer service life



- **Intelligent battery management -** for maximum performance and service life

- **Electronic Single Cell Protection (ESCP) -** increased battery pack service life.



- **Optimum motor technology** for any application

Metabo Ultra M- Technology

Metabo Charging Technology

“AIR COOLED” function:

The battery packs are gently cooled down to the required charging temperature, and then during the charging process are constantly maintained at optimum temperature. With this principle, a higher tool life of the battery packs and up to 30% shorter total charging time can be achieved.

Super fast charger

ASC Ultra 18V 627265000

- For charging all Li-Power and LiHD slide-on battery packs (14.4 V - 36 V).
- Patented “AIR COOLED” charging technology
- Charging current 6.5 A
- Very low stand-by input power
- Processor-controlled charging management system
- Charge time approximately 45 minutes at 5.2Ah



Standard Charger

CHARGER ASC 55, 12-36 V 627047000

- For charging all Li-Power and LiHD slide-on battery packs (12 V - 36 V).
- Patented “AIR COOLED” charging technology
- Charging current 2.5 A
- Monitored charging with microcontroller
- Battery diagnosis



Market Leading Battery Technology

Electronic Single Cell Protection.

Protects each and every battery cell from discharging completely and from overcharging - for extremely long shelf life.

Resistance against cold and heat.

A fully charged battery pack delivers 100% power from – 15 ° to + 50 ° Celsius. Work is therefore possible even in extreme temperatures.



***Metabo 3 year unlimited charge cycle battery warranty.**

applies from date of purchase. The warranty covers defects in material and/or workmanship only and is subject to terms and conditions of use. www.metabo.com/Warranty-Service.2038.0.html

NEW IN 2018-19

18 VOLT
RIVET GUN



18 VOLT
METAL CUTTING CIRCULAR SAW



18 VOLT
JIGSAW



TWIN 18 VOLT
TABLE SAW



ALL PURPOSE VACUUM CLEANER
ASR 35 H ACP



COMBINATION HAMMER
KHEV 5-40 BL



CHIPPING HAMMER
MHEV 11 BL



ANGLE GRINDER
WQ 1100-125



ANGLE GRINDER
WP 2000-230



ANGLE POLISHER
PE 15-20 RT



COMBINATION HAMMER
KHEV 8-45 BL



COMBINATION HAMMER
KHEV 11-52 BL



CHIPPING HAMMER
MHEV 5 BL



ANGLE GRINDER
W 850-125



ANGLE GRINDER
W 1100-125



NEW IN 2018-19

18 V CORE RANGE

Simple – a clever combination.

What job do you like to do today?

With our Pick+Mix, you can create your exact desired combination.

You only pay for what you really need.

PICK+MIX

Drills and Hammer Drills



Brushless

Cordless Drill / Screwdriver
BS 18 LTX BL Q I
602351890
120 Nm / 0-500 / 1,850 /min

Brushless

Cordless Impact Drill
SB 18 LTX BL I
602352890
120 Nm / 0-500 / 1,850 /min

Brushless

Cordless Impact Drill
SB 18 LT BL
602316890
60 Nm / 600 / 0-2100rpm

Brushless

Cordless Impact Drill
SB 18 LTX-3 BL I
602356890
120 Nm / 0-500 / 0 - 2050 /
0 - 3800 rpm

Screwdriving, Impact Drivers & Wrenches

Brushless

Cordless Impact Driver 1/4"
SSD 18 LTX 200 BL
602396890
200 Nm / 2,900 /min

Brushless

Cordless Impact Driver 1/2"
SSW 18 LTX 300 BL
602395890
300 Nm / 0-2,650 /min

Brushless

Cordless Impact Driver 1/2"
SSW 18 LTX 400 BL
602205890
400 Nm / 0-2,150 /min

Cordless Drywall Screwdrivers

SE 18 LTX 2500
620047890
9 Nm / 0-2,500 /min

SE 18 LTX 4000
620048890
7 Nm / 0-4,000 /min

SE 18 LTX 6000
620049890
5 Nm / 0-6,000 /min

Cordless Impact Driver 1/2"
SSW 18 LTX 600
602198890
600 Nm / 0-1,600 /min

Metalworking



Brushless

Cordless Angle Grinder
W 18 LTX 125 Quick
602174850
Ø 125 mm / 8,000 /min

Brushless

Cordless Angle Grinder
WP 18 LTX BL 125 Quick
613075850
Ø 125 mm / 9,000 /min

Brushless

Cordless Angle Grinder
WP 18 LTX BL 125 Quick
613075850
Ø 125 mm / 9,000 /min

Brushless

Cordless Angle Grinder
WF 18 LTX 125 Quick
613077850
Ø 125 mm / 8,000 /min

Brushless

Cordless Flat-Head Angle Grinder
WF 18 LTX 125 Quick
601306890
Ø 125 mm / 8,000 /min

Brushless

Cordless Angle Grinder
WB 18 LTX BL 180
613087840
Ø 180 mm / 8,200 /min

Brushless

Cordless Angle Grinder Twin 18V
WPB 36-18 LTX BL 230
613102840
Ø 230 mm / 6,600 /min

Brushless

Cordless Metal Circular Saw
MKS 18 LTX 58
613102840
Ø165 mm /58mm Depth

Brushless

Cordless Die Grinder
GA 18 LTX
600638890
Ø 6 mm / 25,000 /min

Brushless

Cordless Die Grinder
GA 18 LTX G
600639850
Ø 6 mm / 6,000 /min

Specialist metalworking



Brushless

Cordless Blind Rivet Gun
NP 18 LTX BL 5.0
619002890
2.4 - 5 mm / 10,000 N

Brushless

High Speed Drill
BE 18 LTX 6
600261890
4 Nm / 0-4000/min

Brushless

Cordless Tapper
GB 18 LTX BL Q I
603827890
120 Nm / 0-500 / 1,850 /min

Brushless

Power Shear
KU 18 LTX
AU60213100A
2.6 m²/min / 74 m/s

Brushless

Cordless Beveling Tool
KFM 18 LTX 3 RF
601754840
Chamfer 45° / radii 2 + 3 mm

Brushless

Cordless Band Saw
MBS 18 LTX 2.5
613022850
63.5 mm / 174 m/min

Stainless Steel



Brushless

Burnishing Machine
S 18 LTX 115
600154850

Brushless

Band File
BF 18 LTX 90
600321850

Brushless

Tube Belt Sander
RB 18 LTX 60
600192850

Brushless

Inox Angle Grinder
W 18 LTX 125 Quick Inox
600174850

Brushless

Fillet Weld Grinder
KNS 18 LTX 150
600191850

Combination Hammer



Brushless

Cordless Combination Hammer
KHA 18 LTX BL 18 LTX
600210890
2.2 J / SDS-plus

Brushless

Cordless Combination Hammer
KHA 18 LTX BL 24 Quick
600211890
2.2 J / SDS-plus

Brushless

Dust Extraction ISA
18 LTX 24
For KHA 18 LTX BL 24 Q
631341890
HEPA filter

Brushless

2x 18V Cordless Combination Hammer
KHA 36-18 LTX 32
600796840
3.1 J / SDS-plus

Specialist Construction



Brushless

Cordless Stirrer
RW 18 LTX 120
601163850
40 l / 0-750 /min

Brushless

Cordless Caulking Gun
KPA 18 LTX 400
601206850
1-10 mm/s / 7,259 N; 400ml

Brushless

Cordless Caulking Gun
KPA 18 LTX 600
601207850
1-10 mm/s / 7,259 N; 600ml

Brushless

Cordless Multi-Tool
MT 18 LTX
613021890
1.6" / 7,000 - 18,000 /min

Woodworking



Brushless

Cordless Planer
HO 18 LTX 20-82
602082890
0-2 mm / 16,000 /min

Brushless

Cordless Circular Saw
KS 18 LTX 57
601857850
0 - 57 mm / 4,600 /min

Brushless

Cordless Sliding Mitre Saw
KGS 18 LTX 216
619000850
Ø 216 mm / 4,200 /min

Brushless

Cordless Mitre Saw
KS 18 LTX 216
619000850
Ø 216 mm / 4,200 /min

Brushless

Cordless Jigsaw
STA 18 LTX 140
601405890
140 mm / 1,000 - 3,000 /min

Brushless

Cordless Jigsaw D Handle
STAB 18 LTX 100
601003850
135 mm / 0 - 2,700 /min

Brushless

Cordless Sabre Saw
ASE 18 LTX
602269850
0 - 2,700 /min / 30 mm

Brushless

Cordless Sabre Saw
SSE 18 LTX Compact
602266890
0-3,100 /min / 13 mm

Complimentary Tools



Brushless

Cordless Vacuum Cleaner
AS 18 L PC
602021850
7.5 l / 2,100 l/min

Brushless

Cordless Blower
AG 18
602242850
2.6 m³/min / 74 m/s

Brushless

Cordless Hedge Trimmer
AHS 18-55 V
600463850
53 cm / 2,700 /min

Brushless

Cordless Fan
AV 18
606176850
300 mm / 14"

Brushless

Cordless Worksite Radio
R 12-18 BT with Bluetooth

Brushless

USB Power Adaptor
PA 14.4-18 LED-USB
600268000

Brushless

LED Torch
ULA 14.4-18 LED
600368000
16 Hours/Charge

Brushless

Cordless LED Lamp
SLA 14.4-18 LED
600370000
11 Hours/Charge; 440 lm

Brushless

Cordless LED Site Light
BSA 14.4-18 LED
602111850
8.3 hours/Charge; 2,600 lm

Battery/Chargers



Brushless

18 V LIHD 4.0 Ah
Order no. 625367000

Brushless

18 V LIHD 5.5 Ah
Order no. 625368000

Brushless

18 V LIHD 8.0 Ah
Order no. 625369000

Brushless

Charger
ASC 55; 12 - 36 V
Order no. 627047000

Brushless

Quick Charger
ASC Ultra
Order no. 627265000



METALOC II, EMPTY 344455210

- Suitable for 1 Tool with Inserts



METALOC III, EMPTY 626432000

- Suitable for 2 Tools with Inserts



METALOC IV, EMPTY 626433000

- Suitable for 3 Tools with Inserts



TROLLEY AS 18 L PC / METALOC 630174000

- For extra mobility for the AS 18 L PC and the MetaLocs
- Fast fixing with metal clamps
- Braked castors



WB 125 BL M 1 HD 5.5 AU61307715

- 125 mm Brushless Angle Grinder WB 18 LTX 125 Quick
- ASC 55, 12-36 V Charger
- 1 x 5.5 Ah LiHD Battery Pack
- MetaLoc II Case

BONUS

Cutting Guard & A Tin of 10 Cutting Disc



WF 125 M 1 HD 5.5 AU60130615

- 125 mm Flat-Head Angle Grinder WF 18 LTX 125 Quick
- ASC 55, 12-36 V Charger
- 1 x 5.5 Ah LiHD Battery Pack
- MetaLoc II Case

BONUS

6 x 125mm Flap Discs



SSW 400 BL M 1 HD 5.5 AU60220515

- 400Nm Brushless Impact Wrench SSW 18 LTX 400 BL
- ASC 55, 12-36 V Charger
- 1 x 5.5 Ah LiHD Battery Pack
- MetaLoc II Case

BONUS

Automotive Socket Wrench Set
1/2" Impact-Proof



MT M 1 HD 5.5 AU61302115

- Multi-Tool MT 18 LTX
- ASC 55, 12-36 V Charger
- 1 x 5.5 Ah LiHD Battery Pack
- MetaLoc II Case

BONUS

Interior Finishing Set



LT Hammer Drill LiHD Kits

BRUSHLESS KIT



SB 18 LT BL PC 4.0 K AU60231641

- 60 Nm Brushless Hammer Drill
- ASC 55, 12-36 V Charger
- 2 x 4.0 Ah LiHD Battery Pack
- Plastic Case

BRUSHLESS KIT



SB LT SSD 200 BL PC HD 4.0 AU69001040

- 60 Nm Brushless Hammer Drill
- 200 Nm Brushless Impact Driver
- ASC 55, 12-36 V Charger
- 2 x 4.0 Ah LiHD Battery Pack
- Plastic Case

BRUSHLESS KIT



BL3SB2HD4.0AJ AU68300440

- 60 Nm Brushless Hammer Drill
- 200 Nm Brushless Impact Driver
- 125 mm Brushless Angle Grinder
- ASC 55, 12-36 V Charger
- 2 x 4.0 Ah LiHD Battery Pack
- Small Heavy Duty Bag

2 Piece LiHD Kits

WORLD'S
FIRST

LiHD
TECHNOLOGY



SB SSD 200 BL M HD 5.5 AU68901855

- 120 Nm Brushless Hammer Drill
- 200 Nm Impact Driver
- 2 x 5.5 Ah LiHD Batteries
- ASC 55 Charger
- 2 x METALOC II Case

BRUSHLESS KIT



Also Available in

2X 4.0 Ah	AU68901750
2X 8.0 Ah	AU68902380

WORLD'S
FIRST

LiHD
TECHNOLOGY



SB SSW 300 BL M HD 5.5 AU68901955

- 120 Nm Brushless Hammer Drill
- 300 Nm Impact Wrench
- 2 x 5.5 Ah LiHD Batteries
- ASC 55 Charger
- 2 x METALOC II Case

BRUSHLESS KIT



Also Available in

2X 4.0 Ah	AU68901760
2X 8.0 Ah	AU68902480

2 Piece LiHD Kits



BRUSHLESS KIT



SB SSW 400 BL M HD 5.5 AU68902055

- 120 Nm Brushless Hammer Drill
- 400 Nm Brushless Impact Wrench
- 2 x 5.5 Ah LiHD Batteries
- ASC 55 Charger
- 2 x METALOC II Case

Also Available in

2X 4.0 Ah	AU68901770
2X 8.0 Ah	AU68902580

2 Piece LiHD Kits



BRUSHLESS KIT

SB WB 125 BL M HD 5.5 AU68902155

- 120 Nm Brushless Hammer Drill
- 125mm Brushless Angle grinder with BRAKE
- 2 x 5.5 Ah LiHD Batteries
- ASC 55 Charger
- 2 x METALOC II Case

Also Available in

2X 4.0 Ah	AU68901780
2X 8.0 Ah	AU68902680



BRUSHLESS KIT

SB WPB 125 BL M HD 5.5 AU68902255

- 120 Nm Brushless Hammer Drill
- 125mm Brushless Angle grinder with Paddle switch & BRAKE
- 2 x 5.5 Ah LiHD Batteries
- ASC 55 Charger
- 2 x METALOC II Case

Also Available in

2X 4.0 Ah	AU68901790
2X 8.0 Ah	AU68902780

3 Piece LiHD Kits

BRUSHLESS KIT

BL3SB2HD5.5X AU68306055

- 120 Nm Brushless Hammer Drill
- 200 Nm Brushless Impact Driver
- 125mm Brushless Angle grinder with BRAKE
- 2 x 5.5 Ah LiHD Batteries
- ASC 55 Charger
- Compact Tool Bag



BRUSHLESS KIT

BL3SB2HD5.5Z AU68306255

- 120 Nm Brushless Hammer Drill
- 300 Nm Brushless Impact Wrench
- 125mm Brushless Angle grinder with BRAKE
- 2 x 5.5 Ah LiHD Batteries
- ASC 55 Charger
- Compact Tool Bag



BRUSHLESS KIT

BL3SB2HD5.5AB AU68306555

- 120 Nm Brushless Hammer Drill
- 400 Nm Brushless Impact Wrench
- 125mm Brushless Angle grinder with BRAKE
- 2 x 5.5 Ah LiHD Batteries
- ASC 55 Charger
- Compact Tool Bag



5 Piece LiHD Kits

BL5LB2HD5.5H AU68503000

- 120 Nm Brushless Hammer Drill
- 200 Nm Brushless Impact Driver
- 125mm Brushless Angle grinder with BRAKE
- Brushless Rotary Hammer
- Blower
- 2 x 5.5 Ah LiHD Batteries
- ASC 55 Charger
- Large Tool Bag



BRUSHLESS KIT *

* Blower Brushed

BL5LB2HD5.5I AU68503055

- 120 Nm Brushless Hammer Drill
- 300 Nm Brushless Impact Wrench
- 125mm Brushless Angle grinder with BRAKE
- Brushless Rotary Hammer
- Blower
- 2 x 5.5 Ah LiHD Batteries
- ASC 55 Charger
- Large Tool Bag



BRUSHLESS KIT *

* Blower Brushed

18 Volt Drills

DRILL/DRIVER

Compact Drill / Driver

Kit Only: **BS 18 Q 602217590**

- Metabo Quick Chuck
- Compact & Lightweight



DRILL/DRIVER

Drill / Driver

Skin Only: **BS 18 LTX BL Q I 602351890**

Kit: **BS 18 LTX BL Q I 4.0 K AU60235140**

- Powerful Brushless Motor
- Impulse removes damaged screws
- Precision stop: precise torque settings
- Metabo Quick Chuck



DRILL/DRIVER

High Speed Drill

Skin Only: **BE 18 LTX 6 600261890**

- 43mm collar can fit additional handle
- Spindle Stop
- Futuro top chuck with slip proof self tightening jaw



IMPACT

Hammer Drill

Skin Only: **SB 18 LT BL 602316840**

- Brushless Motor
- Overload Protection



Technical Data	BS 18 Q	BS 18 LTX BL Q	BE 18 LTX 6	SB 18 LT BL
Battery pack voltage	18 Volt	18 Volt	18 Volt	18 Volt
Max. torque, hard	48 Nm	90 Nm	4 Nm	60 Nm
Drill diameter in Steel / Wood / Conc.	10 / 20 / NA mm	13 / 50 / NA mm	6 / 12 / NA mm	13 / 38 / 13 mm
No-load speeds RPM	0 - 450 / 0 - 1600	0 - 500 / 0 - 1,850	0 - 4000	600 / 0-2,100
Max. impact rate	NA	NA	NA	31950 /min
Weight (with battery pack)	1.3 kg	1.9 kg	1.2 kg	1.5 kg

18 Volt Drills

Hammer Drill

Skin Only: **SB 18 LTX Impulse 602192690**

- Impulse removes damaged screws
- Precision stop: precise torque settings
- Handy belt clip



IMPACT

Hammer Drill

Skin Only: **SB 18 LTX BL I 602352590**

Kit : **SB 18 LTX BL I 4.0 K 602352690**

- Powerful Brushless Motor
- Impulse removes damaged screws
- Precision stop: precise torque settings



IMPACT

Hammer Drill

Skin Only: **SB 18 LTX 3 BL I 602356590**

Kit : **SB 18 LTX-3 BL I 4.0 K AU60235640**

- Powerful Brushless Motor
- Impulse removes damaged screws
- Precision stop: precise torque settings



IMPACT

Tapping Drill

Skin Only: **GB 18 LTX BL Q I 603828890**

Kit: **GB18 LTX BL Q I 4.0 K AU60382740**

- Powerful Brushless Motor
- Automatic change of rotation in tapping mode: Forward rotation when pushing / reverse rotation when pressure is released.
- Quick-change tapping chuck for inserting taps with square and cylindrical shanks
- Impulse removes damaged screws
- Precision stop: precise torque settings



TAPPING

Technical Data	SB 18 LTX impulse	SB 18 LTX BL I	SB 18 LTX 3 BL I	GB 18 LTX BL Q I
Battery pack voltage	18 Volt	18 Volt	18 Volt	18 Volt
Max. torque, hard	110 Nm	120 Nm	120 Nm	120 Nm
Drill diameter in Steel / Wood / Conc.	13 / 65 / 16 mm	13 / 65 / 16 mm	13 / 65 / 16 mm	NA
No-load speed RPM	0 - 500 / 0 - 1,700	0 - 500 / 0 - 1,850	0 - 500 / 0 - 1,850 / 0 - 3,800	0 - 500 / 0 - 1,850
Max. impact rate	32,300 /min	32,300 /min	32,300 /min	NA
Weight (with battery pack)	2.1 kg	2.4 kg	2.8 kg	2.2 kg

18 Volt Impact Driver & Wrench

1/4 200Nm Hex Impact Driver

Skin: **SSD 18 LTX 200 BL 602396890**

Kit: **SSD 18 LTX 200 BL 4.0 K AU60239640**

- Automatic Power Shift (APS) to prevent overtightening of screws
- integrated working light
- 12-speed power and torque

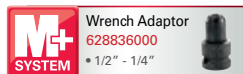


1/2" 300 Nm Impact Wrench

Skin: **SSW 18 LTX 300 BL 602395890**

Kit: **SSW 18 LTX 300 BL 4.0 K AU60239540**

- Automatic Power Shift (APS) to prevent overtightening of screws
- integrated working light
- 12-speed power and torque

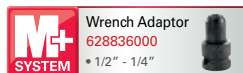


1/2" 600Nm Impact Wrench

Skin: **SSW 18 LTX 600 602198890**

Kit: **SSW 18 LTX 600 4.0 K AU60219840**

- integrated working light



Technical Data	SSD 18 LTX 200 BL	SSW 18 LTX 300	SSW 18 LTX 400 BL	SSW 18 LTX 600
Battery pack voltage	18 Volt	18 Volt	18 Volt	18 Volt
Speed/torque levels	12	12	12	1
No-load speed	0 - 2,900 /min	0 - 2,650 /min	0 - 2,150 /min	0 - 1,600 /min
Max. impact rate	4,000 /min	3,750 /min	4,250 /min	2,200 /min
Max. torque	200 Nm	300 Nm	400 Nm	600 Nm
Bit retainer	Hexagon 1/4"	Male square 1/2"	Male square 1/2"	Male square 1/2"
Weight (with battery pack)	1.3 kg	1.7 kg	1.9 kg	3.1 kg

18 Volt Impact Wrench & Screw Guns

1/2" 400Nm Brushless Impact Wrench

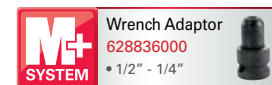
Skin: **SSW 18 SK 400 BL 602205890**

Kit: **SSW 18 LTX 400 BL 4.0 K AU60220540**

- Metabo brushless motor
- Exceptionally compact design
- High torque machine with low kick-back torque
- Twelve speed/torque levels



Battery pack voltage	18 Volt
Speed/torque levels	12
No-load speed	0 - 2,150 /min
Max. impact rate	4,250 /min
Max. torque	400 Nm
Max. torque level 1	130 Nm
Bit retainer	Male square 1/2"
Weight (with battery pack)	1.9 kg



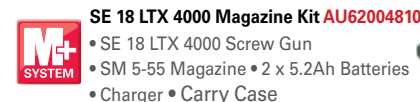
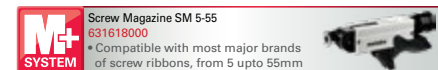
Skin Only: **SE 18 LTX 2500 SK 620047890**

Skin: **SE 18 LTX 4000 SK 620048890**

Kit : **SE 18 LTX 4000 4.0 K AU62004840**

Skin Only: **SE 18 LTX 6000 SK 620049890**

- Drywall screwdriver with high torque for fixing of gypsum plasterboards and gypsum fibre boards to wood and metal framework



Technical Data	SE 18 LTX 2500	SE 18 LTX 4000	SE 18 LTX 6000
Battery pack voltage	18 Volt	18 Volt	18 Volt
Bit Retainer	Hex recess 1/4" (6.35 mm)	Hex recess 1/4" (6.35 mm)	Hex recess 1/4" (6.35 mm)
Maximum torque - Soft	9 Nm	7 Nm	5 Nm
No-Load Speed	2500 /min	4000 /min	6000 /min
Weight (with battery pack)	1.3 kg	1.3 kg	1.3 kg

18 Volt Rotary Hammers

3 Mode SDS Plus Rotary Hammer

Skin: **KHA 18 LTX 600210890**

Kit: **KHA 18 LTX 4.0 K AU60021040**

- Combination hammer for hammer drilling, drilling without impact and chiselling
- Vario (V)-Electronics for working at customised speeds
- Forward and reverse rotation
- Metabo S-automatic safety clutch
- Integrated working light



18 V + 18 V = 36 V

Skin Only: KHA 36-18 LTX 32 600796840

- Combination hammer for hammer drilling, drilling without impact and chiselling
- 100% compatibility with the 18 Volt class: powerful 36 Volt operation with two 18 Volt battery packs
- Metabo VibraTech (MVT): integrated damping system and side handle to reduce vibrations
- Ergonomic housing shape
- Metabo Quick: quick change between SDS Plus hammer chuck and keyless chuck for drilling in wood and metal
- Variospeed (V) Electronics for working at customised speeds
- Metabo S-automatic safety clutch



BONUS
Quick Chuck 31968



Technical Data	KHA 18 LTX	KHA 36-18 LTX
Battery pack voltage	18 Volt	2x 18 Volt
Max. single blow energy	2.2 J	3.1 J
Maximum impact rate	4000 bpm	4,500 bpm
Drill-Ø concrete with hammer drills	24 mm	32 mm
Drill-Ø masonry with core bits	68 mm	68 mm
Drill Ø steel	13 mm	13 mm
Drill-Ø soft wood	25 mm	30 mm
No-Load Speed	0 - 1100 /min	0 - 1,100 /min
Bit Retainer	SDS-plus	SDS Plus
Weight (with battery pack)	2.9 kg	4.7 Kg

18 Volt Rotary Hammers

3 Mode SDS Plus Rotary Hammer - Brushless

Skin: **KHA 18 LTX BL 24 Quick 600211890**

Kit: **KHA 18 LTX BL 24 Quick 4.0 K AU60021140**

- Brushless Combination hammer for hammer drilling, drilling and chiselling
- Extremely light and compact cordless hammer with integrated extraction interface
- Metabo VibraTech (MVT): integrated damping system and side handle to reduce vibrations
- Ergonomic housing shape
- Metabo Quick: quick change between SDS Plus hammer chuck and keyless chuck for drilling in wood and metal
- Vario Constamatic (VTC) Electronics for drilling jobs in materials requiring customised speeds, which remain almost constant under load
- Metabo S-automatic safety clutch
- LED work light for optimum view of the drilling site



Dust Extration Attachment

Skin Only: **ISA 18 LTX 24 631341890**

- Dust Extration, Tool Free installation for Cordless Hammer KHA 18 LTX BL 24 Q
- Ideal for working overhead drilling
- HEPA filter for smallest dust particles between cartridges and film bags
- Tool-free replaceable suction head with low-wear brushes
- 3 seconds delay to extract the remaining dust from the drill hole
- Transparent collection container can be emptied easily, e.g. for 160 bores Ø 6 / 40 mm
- 100% Drilling performance with active dust extraction thanks to being driven by own motor



Technical Data	KHA 18 LTX BL 24 Quick
Battery pack voltage	18 Volt
Max. single blow energy	2.2 J
Maximum impact rate	4500 bpm
Drill-Ø concrete with hammer drills	24 mm
Drill-Ø masonry with core bits	68 mm
Drill Ø steel	13 mm
Drill-Ø soft wood	25 mm
No-Load Speed	0 - 1200 /min
Bit Retainer	SDS-plus
Weight (with battery pack)	3.4 kg



18 Volt Stirrer

Stirrer

Skin: **RW 18 LTX 120 601163850**

- Robust metal gripping frame to protect against damage
- Overload protection: protects the motor from overheating
- Includes 1 x RS/R2 Mixing Paddle

Battery pack voltage	18 Volt
No-Load Speed	0-760 rpm
Gears	1
Max. Stirring Paddle ø	120 mm
Max. recommended stirring quantity	40 Litres
Bit retainer	M 14 female





Stir up to 160kgs of plaster




or



640 Litres of paint



with a single charge of Metabo 8.0 Ah.

18 Volt Caulking Guns & Vacuum Cleaner








Caulking Gun

Skin Only: **KPA 18 LTX 400 601206850**

- Extremely high discharge force
- Variable setting of the discharge speed
- Metabo Quick: quick, tool-free change between cartridges and film bags
- No dripping thanks to automatic retraction of the gear rack
- All-metal gear for long service life





Caulking Gun

Skin Only: **KPA 18 LTX 600 601207850**

- Extremely high discharge force
- Variable setting of the discharge speed
- Metabo Quick: quick, tool-free change between cartridges and film bags
- No dripping thanks to automatic retraction of the gear rack
- All-metal gear for long service life

Technical Data	KPA 18 LTX 400	KPA 18 LTX 600
Battery pack voltage	18 Volt	18 Volt
Discharge pressure	7259 N	7259 N
Holder size	400 ml	600 ml
Feed rate in idle	1 - 10 mm/s	1 - 10 mm/s
Suitable for	Cartridges / Foil bag	Cartridges / Foil bag
Weight (with battery pack)	2.8 kg	3 kg

Vacuum Cleaner

Skin: **AS 18 L PC 602021850**

- Light, compact
- Dry vacuum cleaner with commercial registration, certified in accordance with EU standard for L class dust
- With integrated blow function for blowing out, drying and drawing off exhaust air
- Practical storage for second battery pack, charger, nozzles and hose (3 m)
- Easy transport with ergonomically-designed handle
- Capacity display of the battery pack directly at the control panel of the vacuum cleaner
- PressClean
- Compact MetaLoc design
- Robust housing with rubber
- Eco mode
- Easy switching On/Off also by foot



Battery pack voltage	18 Volt
Air output max.:	2100 l/min
Vacuum	120 hPa
Container volume	7.5 l

18 Volt Angle Grinders

125mm Angle Grinder

Skin: **WB 18 LTX BL 125 Quick 613077850**

Kit: **WB 18 LTX 125 QUICK 5.5 K AU61307755**

- Powerful Brushless Motor
- Fast brake system with safety spindle
- Electronic safety shutdown
- Battery pack can be swivelled for better access in hard to reach places
- Detachable dust filter
- Restart and Overload protection
- Quick Nut - easy disc change



125mm Angle Grinder

Skin: **W 18 LTX 125 Quick 602174850**

- Battery pack can be swivelled for better access in hard to reach places
- Detachable dust filter
- Restart and Overload protection
- Quick Nut - easy disc change



125mm Flat Head Angle Grinder

Skin: **WF 18 LTX 125 Quick 601306890**

Kit: **WF 18 LTX 125 QUICK 5.5 K AU60130655**

- Battery pack can be swivelled for better access in hard to reach places
- Detachable dust filter
- Restart and Overload protection
- Quick Nut - easy disc change



1mm Novorapid cutting disc
125mm **616271000**



Novoflex 6mm Grinding Disc
125mm **616462000**



18V Angle Grinders With Paddle Switch

125mm Angle Grinder

Skin: **WPB 18 LTX BL 125 Quick 613075850**

Kit: **WPB 18 LTX 125 QUICK 5.5 K AU61307555**

- Powerful Brushless Motor
- Fast brake system with safety spindle
- Electronic safety shutdown
- Paddle Switch
- Battery pack can be swivelled for better access in hard to reach places
- Detachable dust filter
- Restart and Overload protection
- Quick Nut - easy disc change



125mm Angle Grinder

Skin: **WP 18 LTX 125 Quick 613072890**

- Battery pack can be swivelled for better access in hard to reach places
- Detachable dust filter
- Restart and Overload protection
- Quick Nut - easy disc change
- Paddle Switch



125mm Flat Head Angle Grinder

Skin Only: **WPF 18 LTX 613070890**

- Battery pack can be swivelled for better access in hard to reach places
- Detachable dust filter
- Restart and Overload protection
- Quick Nut - easy disc change
- Paddle Switch



"Promo" 125 x 1 mm Cutting
10 Pack **616359000**



125mm Convex Flap Discs
P60 **626460000**
P80 **626461000**



Technical Data	WB 18 LTX 125 BL	W 18 LTX	WF 18 LTX
Battery pack voltage	18 Volt	18 Volt	18 Volt
Grinding Disc ø	125 mm	125 mm	125 mm
No-Load Speed	9000 /min	8000 /min	8000 /min
Torque	2.5 Nm	1.6 Nm	1.6 Nm
Weight (with battery pack)	2.6 kg	2.4 kg	2.4 kg

Technical Data	WPB 18 LTX BL 125	WP 18 LTX	WPF 18 LTX
Battery pack voltage	18 Volt	18 Volt	18 Volt
Grinding Disc ø	125 mm	125 mm	125 mm
No-Load Speed	9000 /min	8000 /min	8000 /min
Torque	2.5 Nm	1.6 Nm	1.6 Nm
Weight (with battery pack)	2.6 kg	2.4 kg	2.4 kg

18 Volt 180mm & 230mm Angle Grinders

180mm Brushless Angle Grinder

Skin Only: **WB 18 LTX BL 180 613087840**

- 60mm Cutting Depth
- Powerful Brushless Motor
- Fast brake system with safety spindle
- Electronic safety shutdown
- Battery pack can be swivelled for better access in hard to reach places
- Detachable dust filter
- Restart and Overload protection
- Quick Nut - easy disc change

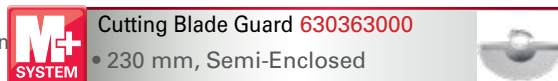
Battery pack voltage	18 Volt
Grinding Disc ø	180 mm
No-Load Speed	8200 /min
Torque	2.5 Nm
Weight (with battery pack)	2.6 kg



230 mm Brushless Angle Grinder

Skin Only: **WPB 36-18 LTX 230 613102840**

- World's first cordless 230mm angle grinder
- 100% compatibility with the 18 Volt class: powerful 36 Volt operation with two 18 Volt battery packs
- Fast brake system
- Large cutting depth of 77 mm
- Unique encapsulated Metabo brushless motor
- Paddle switch with dead man function
- Rotating main handle
- Metabo VibraTech (MVT) side handle for vibration damping
- Electronic safety shutdown: reduces kickback
- Overload protection, soft start and restart protection



Battery pack voltage	2x 18 V
Grinding wheel	Ø230 mm
No-load speed	6600 rpm
Spindle thread	M 14
Weight (including batteries)	6.5 kg



Flexiarapid Super Cutting Disc with Hydro-Resist Formula
180mm **616226000**
230mm **616228000**

Novoflex 6mm Grinding Disc
180mm **616465000**
230mm **616468000**

18 Volt Specialised Metal Working



High Speed Die Grinder

Skin: **GA 18 LTX 600638890**

Kit: **GA 18 LTX 5.5 K AU60063855**

- Battery pack can be swivelled for better access in hard to reach places
- Detachable dust filter
- Soft start for greater control
- Restart and Overload protection
- Electronical safety stop
- 6mm Collet supplied



High Torque Die Grinder

Skin: **GA 18 LTX G 600639850**

Kit: **GA 18 LTX G 5.5 K AU60063955**

- Battery pack can be swivelled for better access in hard to reach places
- Detachable dust filter
- Soft start for greater control
- Restart and Overload protection
- Electronical safety stop
- 6mm Collet supplied

Technical Data	GA 18 LTX	GA 18 LTX G
Battery pack voltage	18 Volt	18 Volt
No-Load Speed	0-25,000 /min	0-6,000 /min
Torque	0.48 Nm	2.18 Nm
Collar diameter	43 mm	43 mm
Collet bore of the collet chuck	6 mm	6 mm
Weight (with battery pack)	2.6 kg	2.4 kg

Power Shear

Skin: **KU 18 LTX AU60213100A**

Kit: **KU 18 LTX 4.0 K AU60219140**

- Overload protection



Battery pack voltage	18 Volt
No-Load Speed	0-500 / 0-1700 /min
Cutting Capacity	1.6mm in sheet steel 1.2mm in stainless steel
Weight (with battery pack)	2.4 kg

18 Volt Specialised Metal Working

Bevelling Tool

Skin Only: **KFM 18 LTX 3 RF 601754840**

- Suitable for steel, stainless steel, aluminium and aluminium alloys
- No blue discolouration or structural change
- Dust free working for high user protection
- Standard carbide indexable Inserts
- Ball-bearing stationary seal ring for easy working in curves or corners
- Guide stop for easy processing of straight work
- Battery pack can be swivelled for better access in hard to reach places



Battery pack voltage	18 Volt
No-Load Speed	7000 /min
Type of edges	Chamfer and radius
Max. chamfer height at 45°	4 mm
Max. radius	R3
Grading of cutting depth setting	0.1 mm
Weight (with battery pack)	3.1 kg

Patented One-Touch-Controller

- Integrated stop points against unintentional adjustment of the cutting depth when working
- Permits single-handed adjustment of the cutting depth without additional clamping lever



Blind Rivet Gun

Skin: **NP 18 LTX BL 5.0 619002890**

- Brushless motor
- With holding nozzles for one-hand operation
- Robust knuckle guards, LED light
- Transparent collecting container
- Quick change of nozzle
- Ergonomic design
- Handy belt hook
- Ultra-M technology



Battery pack voltage	18 Volt
Rivet Ø all materials	2.4 - 5 mm
Max. rivet Ø in aluminium	6 mm
Placement force	10000 N
Weight (including battery pack)	2.2 kg

Band Saw

Skin: **MBS 18 LTX 2.5 613022850**

- Compact design, Low-vibration
- Easy tension adjustment
- Metabo Quick change saw blades
- Integrated LED work light




Type of battery pack Li-Ion / LiHD	18 Volt
Saw band speed	174 m/min
Maximum cutting width	63.5 mm
Saw belt length	835 mm
Saw belt width	13 mm
Weight (with battery pack)	4.1 kg

Metabo Inox Tools for Stainless Steel

THE PROFESSIONAL PROCESSING OF STAINLESS STEEL

If you want a perfect finish, you need perfect machines: the Metabo Stainless Steel range. Be it when finishing surfaces, pipes or weld seams, from coarse grinding through to burnishing and high-gloss polishing perfection can be achieved. Metabo inox machines are available in both corded and cordless executions for on-site use, we know no boundaries.



		Place of application	Work near walls	Smoothing of weld seams	Removal of annealing colours	Polishing	Grinding / linear structuring	Removal of scratches
	Inox Cordless Angle Grinder W 18 LTX 125 Inox	Spot processing		■ ■	■ ■	■		■ ■
	Cordless Burnishing Machine S 18 LTX 115	Surfaces	■ ■	■	■		■ ■	
	Cordless Tube Belt Sander RB 18 LTX 60	Pipes up to Ø 60 mm	■ ■	■ ■	■		■ ■	■
	Cordless Band File BF 18 LTX 90	Tight spaces	■	■	■ ■		■	■ ■
	Cordless Fillet Weld Grinder KNS 18 LTX 150	Fillet Welds		■ ■	■ ■			



18 Volt Stainless Steel Processing

Inox Band File

Skin Only: **BF 18 LTX 90 600321850**

- Tool free belt change
- Grinding head can be swivelled by 270°
- Restart & overload protection
- Soft start
- Battery pack can be swivelled for better working in hard to reach places



Inox Pipe Belt Sander

Skin Only: **RB 18 LTX 60 600192850**

- Tool free belt change
- Restart & overload protection
- Soft start
- Tool-less belt change
- Battery pack can be swivelled for better working in hard to reach places



Technical Data	BF 18 LTX 90	RB 18 LTX 60
Battery pack voltage	18 Volt	18 Volt
No-Load Speed	8 m/s	9.2 m/s
Belt Dimensions	6 - 19 x 457 mm	30 x 533 mm
Disc diameter	NA	NA
Grinding Arm	90 mm	NA
Max. Pipe diameter	NA	60 mm
Wrap angle	NA	190 °
Weight (with battery pack)	2.6 kg	3.3 kg

18 Volt Stainless Steel Processing



Huge range of Inox accessories available, visit: www.metabo.com for info

Inox Burnisher

Skin Only: **S 18 LTX 115 600154850**

- Tool free wheel change
- Restart & overload protection
- Soft start
- Knuckle guard
- Battery pack can be swivelled for better working in hard to reach places



125mm Inox Angle Grinder

Kit: **W 18 LTX 125 Quick Inox 600174880**

Skin: **W 18 LTX 125 Quick Inox 600174850**

- Quick Nut - tool free disc change
- Restart & overload protection
- Soft start
- Battery pack can be swivelled for better working in hard to reach places



Inox Fillet Weld Grinder

Skin Only: **KNS 18 LTX 150 600191850**

- Tool free disc change
- Restart & overload protection
- Soft start
- Battery pack can be swivelled for better working in hard to reach places



Technical Data	S 18 LTX 115	W 18 LTX 125 Inox	KNS 18 LTX 150
Battery pack voltage	18 Volt	18 Volt	18 Volt
No-Load Speed	3000 /min	5000 /min	3800 /min
Abrasive Wheel	ø105 x 50 mm ø105 x 100 mm	ø 125mm	ø 150mm
Weight (with battery pack)	2.6 kg	2.4 kg	3 kg

18 Volt Mitre Saws



Skin: **KS 18 LTX 216 619000850**
Kit: **KS 18 LTX 216 K AU61900000A**

- Large, clear visible measurement scale
- Robust die-cast aluminium
- Highly effective dust extraction
- Precise angle settings
- Extendable cutting table
- High slide rear fence
- Quick blade change

Skin: **KGS 18 LTX 216 619001850**
Kit: **KGS 18 LTX 216 K AU61901000A**

- Large, clear visible measurement scale
- Robust die-cast aluminium
- Highly effective dust extraction
- Precise angle settings
- Extendable cutting table
- High slide rear fence
- Quick blade change

Technical Data	KS 18 LTX 216	KGS 18 LTX 216
Battery pack voltage	18 Volt	18 Volt
No-Load speed	4,200 /min	4,200 /min
Blade ø	216 mm	216 mm
Cutting depth	90° - 60 mm / 45° - 45 mm	90° - 65 mm / 45° - 36 mm
Cutting width	90° -120 mm / 45° - 80 mm	90° - 305 mm / 45° - 205 mm
Mitre left / right	47° / 47°	47° / 47°
Bevel left / right	47° / 2°	47° / 2°
Weight (with battery pack)	9.6 kg	13.6 kg

18 Volt Circular & Table Saw



NEW



Circular Saw

Skin: **KS 18 LTX 57 601857850**

- Aluminium base plate can be directly used on guide rails from Metabo and other manufacturers
- Handy snap-in point at 45°
- Capable of angled cuts up to 50°
- Cutting indicator

Metal Circular Saw

Skin: **MKS 18 LTX 58 600771890**

- Metal cutting circular saw
- Chip collection box for cold sawing of metals
- Free from sparks and burrs
- Fast brake • Fits guide rail
- Cutting depth control, steplessly adjustable and without tools

Technical Data	KS 18 LTX 57	MKS 18 LTX 58
Battery pack voltage	18 Volt	18 Volt
No-Load speed	4,600 /min	3,600 /min
Adjustable cutting depth	0 - 57 mm	0 - 58 mm
Max. cutting depth at 90°	57 mm	58 mm
Saw blade Ø x bore	Ø 165 x 20 mm	Ø 165 x 20 mm
Max. cutting speed	40 m/s	31 m/s
Weight (with battery pack)	3.4 kg	3.7 kg

Table Saw

Skin: **TS 36-18 LTX BL 254 613025850**

- Extremely light
- Maximum mobility due to trolley function
- Brushless motor
- 100% compatibility with the 18 Volt class: powerful 36 Volt operation with two 18 Volt battery packs
- Integrated extraction
- Precise saw blade inclination
- Precisely adjustable parallel guide
- Motor brake for quick stop of the saw blade
- Soft start and overload protection, restart protection
- Ultra-M technology

NEW



Battery pack voltage	18 Volt
No-load speed	5000 rpm
Saw blade	254 x 30 mm
Weight (with battery pack)	34.5 kg

18 Volt Sabre & Jig Saws



Sabre Saw

Skin Only: **SSE 18 LTX Compact 602266890**

- Compact & lightweight; ideal for tight spots and one handed operation
- Keyless saw blade change
- Adjustable stop
- Extended range of application thanks to unique Quick retainer for sabre saw blades and jigsaw blades



Sabre Saw

Skin: **ASE 18 LTX 602269850**

Kit: **ASE 18 LTX K AU60226959A**

- Keyless saw blade change
- Adjustable stop

Technical Data	SSE 18 LTX Compact	ASE 18 LTX
Battery pack voltage	18 Volt	18 Volt
Strokes at no load	0 – 3,100 /min	0 - 2,700 /min
Saw blade stroke	13 mm	30 mm
Weight (with battery pack)	1.7 kg (Inc. 18v, 2.0 Ah battery)	3.6 kg

NEW



Jig Saw

Skin: **STAB 18 LTX 100 601003890**

Kit: **STAB 18 LTX 100 4.0 K AU60140540**

- Variable Stroke rate, Pendulum Stroke
- low-lying saw blade guidance with spring support
- Quick blade change



Jig Saw

Skin: **STA 18 LTX 140 601405890**

Kit: **STA 18 LTX 4.0 K AU60229840**

- 4 level pendulum blade movement
- Blower switch for clear view of cutting line
- Quick blade change
- Convenient automatic start-up with automatic stroke rate acceleration

Technical Data	STAB 18 LTX 100	STA 18 LTX 140
Battery pack voltage	18 Volt	18 Volt
Strokes at no load	1,000 - 2,800 /min	1,000 - 3,000 /min
Maximum thickness of material	Wood / NF metals / Sheet steel 100 / 25 / 10 mm	Wood / NF metals / Sheet steel 140 / 35 / 10
Bevel range from / to:	- 45 °/+ 45 °	+ 45 °/- 45 °
Orbital motion levels	4	4
Weight (with battery pack)	2.9 kg	2.9 kg

18 Volt Renovation & Outdoor

Multi Tool

Skin: **MT 18 LTX 613021890**

Kit: **MT 18 LTX 4.0 K AU61302140**

- Indispensable for interior development
- Quick tool change system
- Large oscillation angle of 3.2°
- VTC-Electronics
- Precision laser cut & diamond ground to 30°, double cutting blade
- BRAKE: Stops blade in 0.03 secs
- Lower blade with 8mm safety zone



Hedge Trimmer

Skin Only: **AHS 18-55 V 600463850**

- Safety switch with 2 handed operation
- Precision laser cut & diamond ground to 30°, double cutting blade
- BRAKE: Stops blade in 0.03 secs
- Lower blade with 8mm safety zone



Blower

Skin Only: **AG 18 602242850**

- Rubber nozzle - protects surfaces
- 3 speeds with easy pre-selection



Fan

Skin Only: **AV 18 606176850**

- Durable metal fan blades
- High quality metal cage
- Universal tripod or wall mount
- Stable frame with rubberized feet
- Powerful & robust



Technical Data	MT 18 LTX	AHS 18-55 V	AG 18	AV 18
Battery pack voltage	18 Volt	18 Volt	18 Volt	18 Volt
No-Load Speed	7000 - 18000 rpm	0-2700 Stroke /min	max. 18,000 rpm	3 speed 1,000 - 1,300 /min
Max. Air circulation	NA	NA	NA	60 cubic metres /min
Blade	NA	530 mm	NA	355 mm
Max. Cut capacity	ø18 mm	ø18 mm	NA	NA
Max. Air velocity	NA	NA	74 m/s	1.8 / 2.8 / 3.8 m/s
Weight (with battery pack)	3.9 kg	3.9 kg	1.9 kg	4.5 kg

18 Volt Lighting & Gear

LED Site Light

Skin: **BSA 14.4-18 602111850**

- 10.7 hours of illumination with 8.0Ah LiHD batteries on level 1.
- Light weight & easy to handle.
- Easy clean glass.
- 18 High performance LEDs for bright, extensive and even lighting.
- Robust & durable.
- Hold it, hang it or connect it to a tripod!
- Rubberized feet to avoid damaging surfaces.
- Minimum heat generation, so you won't burn yourself on the light.



LED Torch

Skin Only: **ULA 14.4-18 LED 600368000**

- Compact and handy for versatile use
- 12 positions
- Robust die cast aluminium case
- Includes swivelling hook



LED Lamp

Skin Only: **SLA 14.4-18 LED 600370000**

- Compact and handy for versatile use
- Lamp head can be swivelled 180°
- Robust die cast aluminium case
- Includes swivelling hook.

Technical Data	BSA 18	ULA 18 LED	SLA 18 LED
Battery pack voltage	18 Volt	18 Volt	18 Volt
Brightness	2600 lumen	280 lumen	440 lumen
Weight (with battery pack)	3.5 kg	0.4 kg	0.5 kg



Radio / Charger

Skin Only: **R 12-18 BT 600777380**

- AM/FM worksite radio with Bluetooth
- Illuminated LCD display and automatic station search



Cordless Power Adaptor

Skin Only: **PA 14.4-18 LED-USB 600288000**

- Two fast USB connections for charging
- LED power light indicates operation; automatic shutdown after seven hours

Chucks & Attachments



Order Code Description

Extra Accessories For Cordless Drills & Screw Drivers

627240000 Quick Chuck SB 18 LTX Q, SB 18 LTX BL Q



627241000 Quick Bit Holder SB 18 LTX Q, SB 18 LTX BL Q



627077000 Quick Release Right Angle Adaptor SB 18 LTX Q, SB 18 LTX BL Q, BS 18 LTX



627259000 Quick Chuck For PowerMaxx



627261000 Quick Release Right Angle Attachment For PowerMaxx



636621000 Chuck Futuro Plus S1 1.5 - 13 mm, 1/2" - 20 UNF SB 18 LTX, SB 18 LTX BL, BS 18 LTX, BS 18 LTX BL



627242000 Right Angle Attachment SB 18 LTX, SB 18 LTX BL, BS 18 LTX, BS 18 LTX BL



631618000 SM 5-55 screwdriver-magazine SE 18 LTX 2500, 4000 & 6000



Extra Accessories For Cordless Impact Wrenches

628836000 Adaptor 1/2" Square - 1/4" Hex SSW Models



628831000 10 Piece Set SSW Models 10, 11, 12, 13, 15, 17, 19, 21, 22 & 24mm Includes Metal Case





Metabo S-Automatic Safety Clutch:
Mechanical Clutch
Prevents Kickback



Quick Nut: Easy
Disc Change,
No Tools
Required



Auto-Balancer
50 % Less Hand-Arm
Vibration
Longer Service Life Of
The Machine
Double Tool Life Of The
Grinding Disc



2 Second Fast Brake:
Stops The Machine
Within 2 Seconds



Anti Vibration Handle:
Reduce
Hand-Arm
Vibrations



TC Electronics:
Constant Speed
Even Under Load



Marathon Motor:
More Torque, More Power Output, Higher
Overload Capacity, Maximum Durability

Auto Stop Carbon Brushes



Quickprotect Deadman Paddle:
Machine Stops When Released
For High User Protection



Soft Start
Greater Initial
Control At Start Up



Restart Protection:
Protects The User From
Unintentional Start-Up



Ventilation At Rear Of Grinder.
Prevents Covering With Hands
While Operating

Compact Angle Grinders

W 750-100 603603190

- Robust, universal and economical: ergonomic angle grinder for any application
- Robust Motor
- Twist-Proof Guard



W 9-100 600350190

- Marathon motor: More torque, More power output, Higher overload capacity, Maximum durability
- Metabo S-automatic safety clutch
- Auto Stop Carbon Brushes



W 9-115 Q 600371190

- Marathon motor: More torque, More power output, Higher overload capacity, Maximum durability
- Metabo S-automatic safety clutch
- Quick Nut - easy disc change, no tools required
- Anti Vibration handle
- Auto Stop Carbon Brushes



W 850-125 603608190

- Robust, universal and economical: powerful angle grinder for any application
- Powerful motor with good overload capacity
- Twist-proof guard



W 9-125 Q 600374000

- Marathon motor: More torque, More power output, Higher overload capacity, Maximum durability
- Metabo S-automatic safety clutch
- Quick Nut - easy disc change, no tools required
- Anti Vibration handle
- Auto Stop Carbon Brushes



Technical Data	W 750-100	W 9-100	W 9-115Q	W 850-125	W 9-125 Q
Rated input	750 w	900 w	900 w	850 w	900 w
Disc Size ø	100 mm	100 mm	115 mm	125 mm	125 mm
Speed	11,500 /min	10,500 /min	10,500 /min	11,500 /min	10,500 /min
Torque	1.9 Nm	2.5 Nm	2.5 Nm	2 Nm	2.5 Nm
Weight	1.8 kg	2.0 kg	2.1 kg	1.8 kg	2.1 kg

Ø125mm Angle Grinders

WEV 10-125 Q 600388000

- Marathon motor: More torque, More power output, Higher overload capacity, Maximum durability
- Metabo S-automatic safety clutch
- Quick Nut - easy disc change, no tools required
- Anti Vibration handle
- VC electronics: Variable Speed
- Soft Start
- Restart protection
- Auto Stop Carbon Brushes



W 1100-125 603614190

- Powerful motor with good overload capacity
- Twist-proof guard
- Auto Stop Carbon Brushes



WQ 1100-125 610035190

- Robust, universal and economical: ergonomic angle grinder for any application
- Powerful motor with good overload capacity
- Tool free, fast disc change at the touch of a button with the Metabo M-Quick-System
- Tool-free adjustable guard; twist-proof
- Metabo S-automatic mechanical safety clutch: minimises kick-back to the lowest level when the disc jams unexpectedly - for maximum user safety and swift progress



W 12-125 Q 600398190

- Marathon motor: More torque, More power output, Higher overload capacity, Maximum durability
- Metabo S-automatic safety clutch
- Quick Nut - easy disc change, no tools required
- Anti Vibration handle
- Auto Stop Carbon Brushes



Technical Data	WEV 10-125 Q	W 1100 - 125	WQ 1100-125	W 12-125 Q
Input	1,000 w	1,100 w	1,100 w	1,250 w
Disc Size ø	125 mm	125 mm	125 mm	125 mm
Speed	2,800 - 10,500 /min	11,000 /min	12,000 /min	11,000 /min
Torque	2.7 Nm	3 Nm	3.5 Nm	3.4 Nm
Weight	2.1 kg	2.1 kg	2.2 kg	2.4 kg

Ø125mm Angle Grinders

WEQ 1400-125 600347000

- Robust, universal and economical
- TC electronics: Constant speed even under load
- Quick Nut / Soft Start / Restart protection
- Metabo S-automatic Mechanical Safety Clutch
- Overload Protection
- Gear housing can be unscrewed, rotated in 90° steps and re-mounted for left-handed operation or cutting



WE 15-125 Q 600448190

- Marathon motor: More torque, More power output, Higher overload capacity, Maximum durability
- Metabo S-automatic safety clutch
- TC electronics: Constant speed even under load
- Quick Nut -
- Anti Vibration handle / Soft Start / Restart protection
- Auto Stop Carbon Brushes



WEV 15-125 Q 600468190

- Marathon motor: More torque, More power output, Higher overload capacity, Maximum durability
- Metabo S-automatic safety clutch
- VTC Electronics - Customised speeds that remain constant under load
- Quick Nut
- Anti Vibration handle / Soft Start / Restart protection
- Auto Stop Carbon Brushes



WEA 17-125 Q 600534190

- Marathon motor: More torque, More power output, Higher overload capacity, Maximum durability
- Metabo S-automatic safety clutch
- TC electronics: Constant speed even under load
- Quick Nut - easy disc change, no tools required
- Autobalancer / Anti Vibration handle / Soft Start
- Restart protection
- Auto Stop Carbon Brushes



Technical Data	WEQ 1400-125	WE 15-125Q	WEV 15-125 Q	WEA 17-125 Q
Rated input	1,400 w	1,550 w	1,550 w	1,700 w
Disc size ø	125 mm	125 mm	125 mm	125 mm
Speed	11,500 /min	11,000 /min	2,800 - 11,000 /min	11,000 /min
Torque	3.3 Nm	3.5 Nm	3.5 Nm	3.7 Nm
Weight	2.2 kg	2.5 kg	2.5 kg	2.5 kg

Rat Tail & Flat Head Grinders

WE 17-125 Q RT 601086000

- Marathon motor: More torque, More power output, Higher overload capacity, Maximum durability
- TC electronics: Constant speed even under load
- Quick Nut - easy disc change, no tools required
- Side handle Metabo VibraTech (MVT) handle
- Metabo S-automatic safety clutch
- Electronic soft start and restart protection



WE 1500-125 RT 601241000

- Powerful and robust angle grinder with ergonomic soft handle for low-fatigue working
- Powerful motor with good overload capacity
- Tacho Constamatic (TC) Full-wave Electronics
- Tool-free adjustable guard; twist-proof
- Electronic safety shut-down
- Electronic soft start and restart protection



WEF 9-125 Quick 613060190

- Marathon motor: More torque, More power output, Higher overload capacity, Maximum durability
- Quick nut;
- Overload protection; Restart protection
- Soft start; Electronic Kick back stop
- 43° minimum angle
- Narrowest gap reach in its class!
66 x 110 mm (h x d) gap
- Auto Stop Carbon Brushes



WEF 15-125 Quick 613082000

- Marathon motor: More torque, More power output, Higher overload capacity, Maximum durability
- Quick nut;
- Overload protection; Restart protection
- Soft start; Electronic Kick back stop
- 43° minimum angle
- Narrowest gap reach in its class!
66 x 110 mm (h x d) gap
- Auto Stop Carbon Brushes



Technical Data	WE 17-125 Q RT	WE 1500-125 RT	WEF 9-125	WEF 15-125
Rated input	1,750 w	1,500 w	910 w	1,550 w
Disc size ø	125 mm	125 mm	125 mm	125 mm
Speed	11,000 /min	11,000 /min	10,000 /min	11,000 /min
Torque	3.8 Nm	4.2 Nm	2 Nm	3.5 Nm
Weight	2.5 kg	2.4 kg	2.1 kg	2.7 kg

THE ULTIMATE IN ANGLE GRINDER SAFETY!



W Winkelschleifer

- Winkelschleifer is the German word for Angle Grinder

E Electronics




- TC (Tacho-Constamatic); Constant Speed
- Re-start Protection - Protection for unexpected start-up;
- Soft Start - Stops start up shock; Doubles as an overload protector
- Overload Protection

P Metabo Deadman Paddle Switch



- Stops when you do. Once you release pressure on the switch the power tool automatically shuts down.
- This means if you lose your grip on the machine it turns off instantly, significantly reducing your risk of injury.



B Metabo Brake Technology




- Fastest brake system for highest user protection (2 sec.)
- The only braking system to be 100% effective even in the event of power failure
- Effectively protect users from cumulative, work related diseases resulting from vibration, such as hand-arm vibration syndrome (HAVS)
- More comfortable operation with less fatigue, resulting in safer operation

A Metabo Autobalancer



- For minimal hand/arm vibrations
- Extended service life of grinding discs and machine



WEPBA 17-125 Quick 600548190

- Marathon motor: More torque, More power output, Higher overload capacity, Maximum durability
- Metabo S-automatic safety clutch
- TC electronics: Constant speed even under load
- 2 Second Fast Brake
- Quick Nut - easy disc change, no tools required
- Autobalancer; Anti Vibration handle
- Soft Start; Restart protection
- Deadman Paddle; Auto Stop Carbon Brushes



WEPBA 17-125 Quick RT 601097000

- Marathon motor: More torque, More power output, Higher overload capacity, Maximum durability
- Metabo S-automatic safety clutch
- TC electronics: Constant speed even under load
- 2 Second Fast Brake
- Quick Nut - easy disc change, no tools required
- Autobalancer; Anti Vibration handle
- Soft Start; Restart protection
- Deadman Paddle; Auto Stop Carbon Brushes



WEPBA 19-180 Quick RT 601099000

- Marathon motor: More torque, More power output, Higher overload capacity, Maximum durability
- Metabo S-automatic safety clutch
- TC electronics: Constant speed even under load
- 2 Second Fast Brake
- Quick Nut - easy disc change, no tools required
- Autobalancer; Anti Vibration handle
- Soft Start; Restart protection
- Deadman Paddle; Auto Stop Carbon Brushes



Technical Data	WEPBA 17-125 Q	WEPBA 17-125 Q RT	WEPBA 19-180 Q RT
Rated input	1,700 w	1,700 w	1,900 w
Minimum accessible angle	NA	NA	NA
Minimum accessible gap (hxd)	NA	NA	NA
Disc size ø / Collet	125 mm	125 mm	180 mm
Speed	11,000 /min	11,000 /min	8,200 rpm
Torque	3.7 Nm	3.7 Nm	5 Nm
Weight	2.5 kg	2.7 kg	2.9 kg

Paddle Switch Angle Grinders

Paddle Switch Flat Head & Die Grinders



Dead Man Paddle Switch

- Motor stops when switch is released.

WP 12-125 Quick 600414190

- Marathon motor: More torque, More power output, Higher overload capacity, Maximum durability
- Metabo S-automatic safety clutch
- Quick Nut - easy disc change, no tools required
- Anti Vibration handle
- Auto Stop Carbon Brushes



WPB 12-125 Quick 600428190

- Marathon motor: More torque, More power output, Higher overload capacity, Maximum durability
- Metabo S-automatic safety clutch
- 2 Second Fast Brake
- Quick Nut - easy disc change, no tools required
- Anti Vibration handle
- Auto Stop Carbon Brushes



WEP 15-125 Quick 600476190

- Marathon motor: More torque, More power output, Higher overload capacity, Maximum durability
- Metabo S-automatic safety clutch
- TC electronics: Constant speed even under load
- Quick Nut - easy disc change, no tools required
- Soft Start; Restart protection; Anti Vibration handle
- Deadman Paddle; Auto Stop Carbon Brushes



Technical Data	WP 12-125 Quick	WPB 12-125 Quick	WEP 15-125 Quick
Rated input	1,250 w	1,250 w	1,550 w
Disc size ø	125 mm	125 mm	125 mm
Speed	11,000 /min	11,000 /min	11,000 /min
Torque	3.4 Nm	3.4 Nm	3.5 Nm
Weight	2.4 kg	2.4 kg	2.5 kg



Dead Man Paddle Switch

- Motor stops when switch is released.

WEPF 9-125 Quick 613069000

- Marathon motor: More torque, More power output, Higher overload capacity, maximum durability
- Quick nut; Overload protection; Restart protection
- Soft start; Electronic Kick back stop; Deadman Paddle
- Auto Stop Carbon Brushes



GEP 710 Plus 600617000

- VC electronics: Variable Speed
- Restart protection; Electronic safety shutdown
- Deadman Paddle; Spindle lock for fast, easy bit change; Autostop carbon brushes
- 6mm Collet included



GEP 950 G Plus 600627000

- Marathon motor: More torque, More power output, Higher overload capacity, maximum durability
- VC electronics: Variable Speed
- Deadman Paddle; Spindle lock for fast, easy bit change; Autostop carbon brushes; Restart protection
- 6mm Collet included



Technical Data	WEPF 9-125 Quick	GEP 710 Plus	GEP 950 G Plus
Rated input	910 w	710 w	950 w
Minimum accessible angle	43 °	NA	NA
Minimum accessible gap (hxd)	66 x 110 mm	NA	NA
Disc size ø / Collet	125 mm	6 mm	6 mm
Speed	10,000 /min	10,000 - 30,500 /min	2500 - 8700 /min
Torque	2 Nm	NA	NA
Weight	2.1 kg	1.6 kg	1.7 kg

ø180mm Angle Grinders

WE 19-180 Q RT 601088000

- Marathon motor:
More torque, More power output,
Higher overload capacity,
Maximum durability
- TC electronics: Constant speed
even under load
- Quick Nut - easy disc change,
no tools required
- Side handle Metabo VibraTech (MVT) handle
- Metabo S-automatic safety clutch
- Electronic soft start and restart protection
- Auto Stop Carbon Brushes



W 22-180 MVT 606461190

- Marathon motor:
More torque, More power output,
Higher overload capacity,
Maximum durability
- Anti Vibration handle
- Auto Stop Carbon Brushes
- 3 position rotatable rear handle



WE 24-180 MVT 606468190

- Marathon motor:
More torque, More power output,
Higher overload capacity,
Maximum durability
- Anti Vibration handle
- Electronic safety shutdown
- Soft Start
- Auto Stop Carbon Brushes
- 3 position rotatable rear handle



Technical Data	WE 19-180 Q RT	W 22-180 MVT	WE 24-180 MVT
Rated input	1,900 w	2,200 w	2,400 w
Disc size ø	180 mm	180 mm	180 mm
Speed	8,200 rpm	8,500 rpm	8,500 rpm
Torque	5 Nm	11 Nm	14 Nm
Weight	2.7 kg	5.8 kg	5.8 kg

ø230mm Angle Grinders

WP 2000-230 606431190

- Robust motor
- Deadman's switch for high user protection
- Side handle can be mounted in three positions
- Metabo safety switch prevents unintentional start



W 24-230 MVT 606467190

- Marathon motor:
More torque, More power output,
Higher overload capacity,
Maximum durability
- Anti Vibration handle
- Auto Stop Carbon Brushes
- 3 position rotatable rear handle



WE 24-230 MVT Q 606470190

- Marathon motor:
More torque, More power output,
Higher overload capacity,
Maximum durability
- Quick Nut
- Electronic safety shutdown
- Anti Vibration handle
- Soft Start
- Auto Stop Carbon Brushes
- 3 position rotatable rear handle



Technical Data	WP 2000-230	W 24-230 MVT	WE24-230 MVT
Rated input	2,000 w	2,400 w	2,400 w
Disc size ø	230 mm	230 mm	230 mm
Speed	6,600 rpm	6,600 rpm	6,600 rpm
Torque	13 Nm	17 Nm	17 Nm
Weight	5.2 kg	5.8 kg	5.8 kg



Order Code	Description	
Quality class A 46-T "Novorapid" Inox <ul style="list-style-type: none"> • Quality Novorapid: powerful entry-level class • Thin cutting disc for processing rust-free, thin-walled materials such as pipes, sheeting, profiles, wires etc. as well as for general metalworking • Good cutting output with good tool life • Hardness: hard • Low material consumption, power-saving, low machine load • Low in iron, sulphur and chlorine (Fe + S + Cl ≤ 0.1 %) • Maximum working speed: 80 m/s 		
616271000	125 x 1 x 22.23 mm	
Flexiarapid Super Cutting Disc with Hydro-Resist Formula <ul style="list-style-type: none"> • Resin-bonded grinding discs age and lose performance in the course of time - even if they are not used. The newly developed HydroResist formula counteracts this process and sustainably ensures the performance of the discs. • More endurance: increases the service life of the disc - even with high atmospheric humidity • Less replacement costs: 10 % more cuts (per disc) by virtue of newly developed formula for optimised connection of grain and bonding agent 		
616210000	105 x 1 x 16 mm	
616220000	125 x 1 x 22.23 mm	
616226000	180 x 1.6 x 22.23 mm	
616228000	230 x 1.9 x 22.23 mm	
616359000	Cutting discs "Promotion" Inox, TF 41, in tin 10 X Promotion 125x1.0x22.2	
Quality class A 24 »Novoflex« steel <ul style="list-style-type: none"> • Quality Novoflex: powerful entry-level class • Hardness: medium-hard • Universal use in metal processing • Good cutting output with good tool life • Maximum working speed 80 m/s 		
616429000	100 x 6 x 16 mm	
616462000	125 x 6 x 22.23 mm	
616465000	180 x 6 x 22.23 mm	
616468000	230 x 6 x 22.23 mm	
627362000	Multi Position Bracket <ul style="list-style-type: none"> • Fits Current Metabo 125mm Angle Grinders from 1,200 to 1,700 watt.* • Bracket Only. Does not include grinder or side handle. 	
314000970	Small Vibra Tech Side Handle - M8	
314000960	Large Vibra Tech Side Handle - M14	

Order Code	Description	
630709000	Dust protection filter	For machines WITHOUT paddles
630719000	Dust protection filter	For Rat Tail Machines
630352000	125mm Wheel Guard	For use with cutting discs
316055350	Metabo Quick Nut M14 For 125mm Angle Grinders	Compact Angle Grinders
316042740	Metabo Quick Nut M14 For 125mm Angle Grinders	Compact Angle Grinders With Brake
316027620	Metabo Quick Nut M14 For 180/230mm Angle Grinders	Large Angle Grinders
316063220	Metabo Quick Nut M14 with release bale For 125mm Cordless Angle Grinders	Cordless & Flathead Angle Grinders
316062580	Metabo Quick Nut M14 with release bale For 125mm Cordless Angle Grinders	Cordless Angle Grinders With Brake
623935000	Pin Spanner	Long
630705000	125mm Inner Flange	
630706000	Outer Nut	
316037630	180 / 230mm Flange Set	(Cutting Inner & Outer / Grinding Inner)
Metabo Dust Free System For Angle Grinders <ul style="list-style-type: none"> • Systems for particularly precise cutting and low-dust output. • Cutting depth up to 27 mm indoors and outdoors • Continuously dust-free: anti-static plastic reduces accumulation of dust for constantly high extraction power • Pure precision: available with guide rails • Sophisticated: Dust-free plunge cuts thanks to optimised air flow • Base plate can be removed without tools for greater flexibility and improved visibility for freehand work • Universally adaptable system for low-dust grinding indoors and outdoors • Continuously dust-free: anti-static plastic reduces accumulation of dust for constantly high extraction power • More efficiency: The front section can simply be opened without tools - perfect for working near the wall 		
626730000	CED 125 Cutting blade guard 115-125 mm	
626731000	CED 125 Plus Cutting blade guard 115-125 mm	
626732000	GED 125 Concrete grinding Shroud	
630401000	Extraction Hood Clip CED 125 Clip	
626752000	Cutting Dust Extraction Shroud CED 230	



Die Grinders

GE 710 Compact 600615190

- VC electronics: Variable Speed
- Electronic Overload protection
- Restart protection
- Electronic safety shutdown
- Auto stop carbon brushes
- Collet 6mm & 1/4" included



GE 710 Plus 600616190

- VC electronics: Variable Speed
- Restart protection
- Electronic safety shutdown
- Electronic Overload protection
- Spindle lock for fast, easy bit change
- Autostop carbon brushes
- Collet 6mm & 1/4" included



GE 950 G Plus 600618190

- VC electronics: Variable Speed
- Restart protection
- Electronic safety shutdown
- Electronic Overload protection
- Spindle lock for fast, easy bit change
- Autostop carbon brushes



Technical Data	GE 710 Compact	GE 710 Plus	GE 950 G Plus
Rated input	710 w	710 w	950 w
Collet	6 mm	6 mm	6 mm
Speed	13,000-34,000 /min	10,000 - 30,500 /min	2,500 - 8,700 /min
Weight	1.4 kg	1.6 kg	1.4 kg

Bevelling Tools

KFM 9-3 RF 601751790

- Suitable for steel, stainless steel, aluminium and aluminium alloys
- No blue discolouration or structural change due to heat
- Dust free working for high user protection
- Standard carbide indexable Inserts for surfaces free from oxide and burrs and dust-free working
- Ball-bearing stationary seal ring for easy working in curves or corners
- Guide stop for easy processing of straight work
- VC Electronic
- 2 Carbide indexable inserts Radius R2 & R3 included



KFM 15-10 F 601752530

KFMPB 15-10 F (Paddle Switch)

- Metal bevelling tool for chamfer
- Patented One-touch controller
- Precise setting of the chamfer angle directly via the guide plates
- Universal cutter head with three carbide indexable inserts for all chamfer angles
- VC Electronic



KFM 16-15 F 601753530

- Metal bevelling tool for chamfer
- Patented One-touch controller
- Precise setting of the chamfer angle directly via the guide plates
- Universal cutter head with three carbide indexable inserts for all chamfer angles

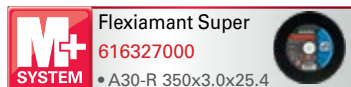


Patented One-Touch-Controller

- Integrated stop points against unintentional adjustment of the cutting depth when working
- Permits single-handed adjustment of the cutting depth without additional clamping lever



Technical Data	KFM 9-3 RF	KFM 15-10 F	KFM 16-15 F
Input	900 w	1500 W	1600 W
No-Load Speed	4,500-11,500 /min	12200 /min	12000 /min
Type of edges	Chamfer and radius	Chamfer	Chamfer
Max. chamfer height at 45°	4 mm	10 mm	15 mm
Max. chamfer width at 45°	6 mm	14 mm	21 mm
Max. radius	R3	NA	NA
Grading of cutting depth setting	0.1 mm	0.1 mm	0.1 mm
Weight	2.5 kg	4.9 kg	6.9 kg



CS 23-355 602335190

- Powerful and fast cutting for profiles, pipes and rods
- Motor and gear with ball bearing for high loads
- Spindle lock for easy disc change
- Quick clamping device with variable mitre conversion from -15° up to 45°
- Easy to transport due to built-in handle and locking device
- High safety thanks to swivelling cutting guard
- Storage for double-ended wrench at the machine table
- Adjustable spark guide plate
- Adjustable cutting depth limiter

Rated input	2,300 w
Disc size ø	355 mm
Speed	4,000 rpm
Max cutting	ø65 mm bar steel 125 mm pipes 115-130 mm shape steel
Max opening of vice jaws	238 mm
Weight	16.9 kg

B 650 Powershear 600260190

Input	650 w
Torque	5 nm
Speed (strokes)	2,800 /min
Min. Cut radius	50 mm
Max cutting	Sheet Steel 1.6 mm Stainless Steel 1.2mm
Weight	2.3 kg



DS 150 619150000

- Unique wheel guard bayonet lock: Fast & Easy wheel change
- Large spark protection guards for optimum eye protection
- Vibration-damping rubber feet
- Grinding wheels 36P and 60N



DS 200 619200000

- Unique wheel guard bayonet lock: Fast & Easy wheel change
- Large spark protection guards for optimum eye protection
- Vibration-damping rubber feet
- Grinding wheels 36P and 60N

Technical Data	DS 150	DS 200
Rated input	350 w	600 w
Wheel dim.	ø150 x 20 x ø20 mm	ø200 x 25 ø32 mm
Speed	2,980 rpm	2,980 rpm
Weight	9.5 kg	16.3 kg

PE 15-20 615200000

- Powerful polisher for fine grinding and high-gloss polishing of painted surfaces
- Maximum productivity thanks to powerful 1,500 Watt motor and high-performance planetary gear train
- Vario-Tacho-Constamatic (VTC)-Full Wave Electronics with Thumbwheel: for working at customised speeds to suit the application material and speeds that remain constant, even under load
- Speed control trigger with locking function for controlled startup until the preselected speed
- Optimal guidance thanks to rubberised front cap and slim handle area for low-fatigue working
- Overload protection: protects the motor from overheating
- Electronic soft start for smooth start-up
- Restart protection: prevents unintentional start-up after power supply interruption
- Auto-stop carbon brushes to protect the motor



Rated input	1,500 w
Backing pad ø	180 mm
No-load speed	300 - 1900 rpm
Revolutions at rated load	1720 rpm
Torque	18 Nm
Weight	2.4 kg

Inox. Stainless Steel Processing

Tool Only: **WEV 15-125 Quick Inox 600572000 Angle Grinder**

- Marathon Motor; Metabo S-automatic safety clutch
- VTC Electronics: Variable Speed Constant speed even under load
- Quick Nut - easy disc change, no tools required
- Anti Vibration handle; Soft Start; Restart protection
- High gear reduction and adjustable reduced speed for cool finish
- Auto Stop Carbon Brushes



Kit: **WEVF 10-125 QUICK Set 613080500 Flat Head Angle Grinder**

- Marathon motor
- VC electronics: Variable Speed
- Robust planetary gear train
- Tool free guard; Low-maintenance belt drive
- Overload protection; Soft Start; Restart protection
- Auto-stop carbon brushes



Kit: **KNSE 9-150 Set 602265500 Fillet Weld Grinder**

- Marathon motor
- VC electronics: Variable Speed
- Robust planetary gear train
- Tool free guard; Low-maintenance belt drive
- Overload protection; Soft Start; Restart protection
- Auto-stop carbon brushes



Kit: **SE 17-200 RT Set 602259500 Burnishing Machine**

- High Torque; Marathon Motor
- VTC Electronics: Variable Speed Constant speed under load
- Overload protection; Soft Start; Restart protection
- Auto-stop carbon brushes
- Spindle lock and flange nut for quick roller change without tools
- Smooth-running, form-fit mounting arbor for a uniform finish

NEW



Technical Data	WEV 15-125 Inox Q	KNSE 9-150	SE 17-200 RT
Input	1,500 w	950 w	1,700 w
Disc size ø	125 mm	150 mm	NA
Max. Torque	5 Nm	9.5 Nm	17 Nm
Abrasive wheel	NA	NA	ø100-200 x 50-100 mm
Speed	2,000 - 7,600 /min	1900 - 3,800 rpm	800 - 3,000 /min
Weight	2.5 kg	2.8 kg	3 kg

Inox. Stainless Steel Processing

Kit: **BFE 9-20 Set 602244500 Band File**

- Marathon motor
- VC electronics: Variable Speed
- Overload protection
- Soft Start
- Restart protection
- Auto-stop carbon brushes
- Grinding head can be swivelled by 270°
- Tool-less belt change



Kit: **RBE 9-60 Set 602183510 Tube Belt Sander**

- Marathon motor
- VC electronics: Variable Speed
- Overload protection
- Soft Start
- Restart protection
- Auto-stop carbon brushes
- Wrap angle 190°
- Tool-less belt change



Kit: **RBE 15-180 Set 602243500 Tube Belt Sander**

- Marathon motor
- VTC Electronics: Variable Speed Constant speed even under load,
- Overload protection
- Soft Start
- Restart protection
- Auto-stop carbon brushes
- 270° wrap angle for pipe/tube processing
- Tool-less belt change



Technical Data	BFE 9-20	RBE 9-60	RBE 15-180
Input	950 w	900 w	1,550 w
Max. Tube ø	NA	60 mm	180 mm
Grinding Arm	90 mm	NA	NA
Belt (W x L)	6 - 19 x 457 mm	30 x 533 mm	40 x 760 mm
Belt Speed	9 - 20 m/s	8 - 14 m/s	8.4 - 28 m/s
Weight	1.8 kg	3.3 kg	3.4 kg

HAMMER DRILLS

XXL
3 YEARS WARRANTY

The Metabo 3-year warranty
We give you an extra long 3 year warranty on all our products. Simply register up to 4 weeks after your purchase on the Internet and your regular guarantee is extended to three years.
Register at www.metabo.com/xxl



Keyless chuck and spindle stop gear for convenient one-handed tool change
Spindle with hexagonal recess for screwdriver bits for working without chuck

Rotating carbon brush bridge for maximum performance even in anti-clockwise operation. e.g. for the removal of stubborn screws



VTC ELECTRONICS
Constant speed under load + variable speed



SOFT START
Greater initial control at start up



IMPULSE MODE
Ideal for controlled starts & removing damaged screws



METABO S-AUTOMATIC SAFETY CLUTCH
Mechanical clutch Prevents Kickback



MARATHON MOTOR
More torque, More power output, Higher overload capacity, Maximum durability



RESTART PROTECTION
Protects the user from unintentional start-up



ELECTRONIC OVERLOAD PROTECTION
Longer Service life



SBEV 1300-2 S Pictured.

Features may not be available on all drills



BE 75-16 600580190

- Robust die cast aluminium gear housing
- Rotating carbon brush bridge
- Vario (V)-Electronics
- Metabo S-automatic safety clutch
- Spindle with hexagonal recess for screwdriver bits for working without chuck
- Suitable for powerful drilling of larger diameters and for stirring thick, liquid-like materials



BDE 1100 600806000

- Vario (V)-Electronics
- Metabo S-automatic safety clutch
- High Torque
- Forward & Reverse
- Alloy 2 x speed gearbox
- 16mm metal keyed chuck
- Auto Stop Carbon Brushes



Technical Data	BE 75-16	BDE 1100
Rated input	750 w	1,100 w
Torque	75 Nm	55 / 22 Nm
Speed	0 -660 /min	0-640 / 0-1200 /min
Max. Drill Capacity ø	steel / wood 16 / 50 mm	steel / wood 16 / 40mm
Weight	2.5 kg	3.8 kg

BE 650 600360190

- Vario (V)-Electronics for working at customised speeds to suit various application materials
- Thumbwheel for speed selection
- Auto stop carbon brushes
- Spindle with hexagonal recess for screwdriver bits for working without chuck
- Forward & Reverse
- 10mm chuck capacity



BE 850-2 600573000

- Marathon motor: More torque, More power output, Higher overload capacity, Maximum durability
- Metabo S-automatic safety clutch
- Variable Speed
- Thumbwheel for speed selection
- Auto stop carbon brushes
- 13mm keyed chuck



BEV 1300-2 600574000

- Marathon motor: More torque, More power output, Higher overload capacity, Maximum durability
- Metabo S-automatic safety clutch
- VTC Electronics: Variable Speed
Constant speed even under load
- Soft Start
- Restart protection
- Impulse mode
- 13mm keyed chuck



WBE 700 600512000

- VC electronics: Variable Speed, Almost constant torque under load
- Perfect for drilling in hard to reach places
- Chuck capacity 1-10mm, keyed



Technical Data	BE 650	BE 850-2	BEV 1300-2	WBE 700
Rated input	650 w	850 w	1,300 w	700 w
Torque	5 Nm	36 / 14 Nm	16 / 44 Nm	8 Nm
Speed	0- 2800 /min	0 - 1100 / 0 - 3100 rpm	0-1100 / 0-3100 /min	850-2600 /min
Max. Drill Capacity ø	steel / wood 13 / 30 mm	steel / wood 13 / 40 mm	steel / wood 16 / 40 mm	steel / soft wood 10 / 25 mm
Weight	2.5 kg	2.6 kg	2.7 kg	2 kg

SBE 650 600671530

- Variable Speed
- Forward & Reverse
- 13mm keyless chuck
- Auto Stop Carbon Brushes
- Thumbwheel for preselection of speed



SBE 850-2 600782530

- Marathon motor: More torque, More power output, Higher overload capacity, Maximum durability
- Metabo S-automatic safety clutch
- Variable Speed
- Alloy 2 x speed gearbox
- Thumbwheel for preselection of speed
- Auto Stop Carbon Brushes
- 13mm metal keyless chuck



SBEV 1000-2 600783500

- Marathon motor: More torque, More power output, Higher overload capacity, Maximum durability
- Metabo S-automatic safety clutch
- VTC Electronics: Variable Speed. Constant speed even under load
- Alloy 2 x speed gearbox
- Auto Stop Carbon Brushes
- 13mm metal keyless chuck



SBEV 1100-2 S 600784500

- Marathon motor: More torque, More power output, Higher overload capacity, Maximum durability
- Metabo S-automatic safety clutch
- VTC Electronics: Variable Speed Constant speed even under load
- Overload protection
- Soft Start & Restart protection
- Impulse Mode
- Auto-stop carbon brushes
- 13mm metal keyless chuck



Technical Data	SBE 650	SBE 850-2	SBEV 1000-2	SBEV 1100-2 S
Rated input	650 w	850 w	1010 w	1,100 w
Max. Torque	9 Nm	14 / 36 Nm	14 / 40 Nm	15 / 42 Nm
Impact rate	44,800 bpm	58,900 bpm	53,200 bpm	58,900 bpm
Speed	0-2,800	0-1100 / 0-3100 rpm	0-1000 / 0-2800 rpm	0-1100 / 0-3100 rpm
Max. Drill Capacity ø	steel / wood / conc. 16 / 30 / 13 mm	steel / wood / conc. 13 / 40 / 18 mm	steel / wood / conc. 16 / 40 / 20 mm	steel / wood / conc. 16 / 40 / 22mm
Weight	1.8 kg	2.6 kg	2.7 kg	2.8 kg



SBEV 1300-2 S 600786500

- Marathon motor: More torque, More power output, Higher overload capacity, Maximum durability
- Metabo S-automatic safety clutch
- VTC Electronics: Variable Speed, constant speed even under load
- Overload protection for a longer service life
- Soft Start for greater initial control at start up
- Restart protection to prevent unexpected start-up after power cut
- Impulse Mode; Ideal for controlled starts & removing damaged screws
- Auto-stop carbon brushes
- Thumbwheel for speed preselection
- Robust die cast aluminium gear housing for optimum heat dissipation and durability
- Rotating carbon brush bridge for maximum performance even in anti-clockwise operation, e.g. for the removal of stubborn screws
- Forward and reverse rotation
- Keyless chuck and spindle stop gear for convenient one-handed tool change
- Spindle with hexagonal recess for screwdriver bits for working without chuck
- Cable-protecting ball joint for optimal freedom of motion when working
- Wear indication for carbon brushes

Rated input	1,300 w
Torque	16 / 44 Nm
Impact rate	58,900 bpm
Speed	0-1100 / 0-3100 rpm
Max. Drill Capacity ø	steel / wood / conc. 16 / 40 / 22mm
Weight	2.8 kg

Order Code	Description		
Geared Chucks			
635254000	35254 G/CHUCK 3/8-3/8 UNF PK		
635250000	Geared Chuck 1.0 - 13 mm, 1/2" - 20 UNF	Reversing	
635035000	Geared Chuck 1.0 - 13 mm, 1/2" - 20 UNF	Non Reversing	
635167000	35167 CHUCK KEY SIZE 1-2		
Keyless Chucks			
636612000	36612 FUTURO PLUS S2 10MM		
636614000	36614 FUTURO PLUS S2 13MM		
636620000	Futuro Plus S2M, 1.5 - 13 mm, 1/2" - 20 UNF		
636619000	Chuck Futuro Plus S2M/CT Carbon Tipped Jaws		
636621000	Chuck Futuro Plus S1 1.5 - 13 mm, 1/2" - 20 UNF For machines with Spindle Lock		
636226000	Keyless Chuck Futuro Top 1.0 - 13 mm, 1/2" - 20 UNF		
Right Angle Attachment			
631078000	Right angle attachment For drills with 43mm neck		



MAG 32 600635500

- Magnetic base: 80mm x 189mm
- Machine can only be turned on after turning on the magnetic base
- Auto Stop Carbon Brushes



MAG 50 600636500

- VTC Electronics: Variable Speed, constant speed even under load
- Magnetic base: 90 x 190 mm
- 11kN Max adhesion
- Spindle MK2 to 19mm weldon removable
- Machine can only be turned on after turning on the magnetic base
- Overload protection
- Forward & Reverse



B 32/3 600323000

- 3 speed Drill
- Collar Diameter; 65mm
- Spindle: MK 3
- Safety Clutch - prevents kickback
- Auto Stop Carbon Brushes



M100 62710000

- Magnetic base: 110mm x 220mm
- Locating Bore: 65mm
- Feed Depth: 260mm
- Max. height: 60mm
- Max. magnetic force: 18 kN
- Fits B 32/3 Drill



Technical Data	MAG 32	MAG 50	B 32/3
Rated input	1,000 w	1,200 w	1,800 w
Torque	50 nm	90/50 nm	90/120/190 nm
Speed	700 /min	100-250 / 200-450 /min	0-170 / 0-320 / 0-470 r/min
Max core Cutting tool ø	32 mm	50 mm	70 mm in wood
Max twist drill	ø13 mm	ø20 mm	ø32 mm
Max stroke	160 mm	160 mm	NA
Max drilling depth	50 mm	50 mm	NA
Weight	11 kg	13 kg	7.5 kg

DUST EXTRACTION SOLUTIONS

XXL
3 YEARS WARRANTY

The Metabo 3-year warranty
We give you an extra long 3 year warranty on all our products. Simply register up to 4 weeks after your purchase on the Internet and your regular guarantee is extended to three years.
Register at www.metabo.com/xxl

LSV 5-225 Comfort & ASR 35 H ACP Pictured.
Features may not be available on all long neck sanders & vacuums



L Class: $\leq 1.0\%$ Dusts with maximum allowable concentrations (MAC) $> 1 \text{ mg/m}^3$. Suitable for soft woods and solid surface material such as Corian.



M Class: $< 0.1\%$ Dusts with maximum allowable concentrations (MAC) $\geq 0.1 \text{ mg/m}^3$. Suitable for processes involving: brick, masonry, tile, gravel, hardwood, plastic, flint, quartz, containing sand, liquids materials.



H Class: $< 0.005\%$ Dusts with maximum allowable concentrations (MAC) $< 0.1 \text{ mg/m}^3$. highly carcinogenic dusts, Silica, Formaldehyde, Mould, Germs and Bacteria.

THE HEART OF THE DUST EXTRACTION SYSTEM
4380 L/MIN, NO SUCTION LOSS
WHEN IN SELF CLEANING MODE

99.995% EFFICIENT

Hose Diameter Selector:
Select the appropriate hose diameter for optimum suction power.

Magnetic cleaning process: Vacuum maintains suction while cleaning

Durable wheels:
Large rear wheels. Front wheels swivel and can lock for ease of use



Mode selection dial

Tool outlet: The vacuum starts and stops automatically when the tool is turned on/off

Flip door release

WET / DRY Capable

Hose locking system: The vacuum can be pulled across the job site

35 L
CAPACITY

4380 l/min
AIRFLOW

35 Litre Vacuums With Auto Clean

50 Litre Vacuums



ASR 35 L ACP 602057190

- Soft Start
- Auto filter cleaning mode: select mode and filters vibrate and self clean
- Auto Trailing: Switch off: vac runs for 10 secs extra to clear hose and nozzle
- 2 Strong/Washable M-class: transmittance <0.5% pleated filters
- Power socket with auto start
- Automatic shut-off: when liquid reaches the drum capacity
- Suction power control for adapted suction performance
- For extraction from the power tool in continuous mode, both on construction sites and in the workshop
- Especially suited for extracting concrete and rock dust



ASR 35 M ACP 602058190

- Includes Anti static hose
- Soft Start
- Auto filter cleaning mode: select mode and filters vibrate and self clean
- Auto Trailing: Switch off: vac runs for 10 secs extra to clear hose and nozzle
- 2 Strong/Washable M-class: transmittance <0.5% pleated filters
- Power socket with auto start
- Automatic shut-off: when liquid reaches the drum capacity
- For extraction from the power tool in continuous mode, both on construction sites and in the workshop
- Especially suited for extracting concrete and rock dust



ASR 35 H ACP 602059000

- Includes Anti static hose
- Soft Start
- Auto filter cleaning mode: select mode and filters vibrate and self clean
- Auto Trailing: Switch off: vac runs for 10 secs extra to clear hose and nozzle
- 2 Strong/Washable HEPA Filters transmittance
- Power socket with auto start
- Automatic shut-off: when liquid reaches the drum capacity
- Ideal vacuum cleaner for removal of mould and old insulation in roof and wall areas
- Ideal when sanding painted or coated wood surfaces with lead, nickel, cadmium or chromium content



ASR 50 L SC 602034190

- Integrated Socket with auto start
- Soft start
- Automatic shut-off: when liquid reaches the drum capacity
- Auto Trailing: Switch off: vac runs for 10 secs extra to clear hose and nozzle
- Polyester Filter Cartridge









ASR 50 M SC 602045190

- Power socket with auto start - Soft Start
- Automatic shut-off: when liquid reaches the drum capacity
- Anti static hose
- Warning signal when minimum air flow volume drops
- Auto Trailing: Switch off: vac runs for 10 secs extra to clear hose and nozzle
- Polyester Filter Cartridge
- High user protection: certified in accordance with EU standard for M class dusts



Technical Data	ASR 35 L ACP	ASR 35 M ACP	ASR 35 H ACP
Rated input	1,400 w	1,400 w	1,400 w
Vacuum	248 hpa (mbar)	248 hpa (mbar)	248 hpa (mbar)
Filter surface	8.600 cm ²	8.600 cm ²	8.600 cm ²
Hose	3.5 m x ø 35 mm	4 m x ø 35 mm	4 m x ø 35 mm
Container volume	35 litres	35 litres	35 litres

Technical Data	ASR 50 L SC	ASR 50 M SC
Rated input	1,400 w	1,400 w
Vacuum	248 hpa (mbar)	248 hpa (mbar)
Filter surface	8,600 cm ²	8.600 cm ²
Hose	3.2 m x ø 35 mm	4 m x ø 35 mm
Container volume	50 litres	50 litres

Order Code	Description	
631362000	Hose ø35mm x 3.5m	
631370000	Anti Static Hose ø35mm x 4.0m - Recommended for concrete dust	
630322000	Floor nozzle universal	
630798000	Adaptor for Power Tools	
624994000	24994 DUST EXT NOZZLE DSE300	
630314000	Plastic hose Extension ø35mm	

Vacuum Bags & Filters

Order Code	Description	Litres	Pack QTY	
631935000	Paper Fiter Bag	25l	5 pcs.	
631757000	Paper Fiter Bag	32l	5 pcs.	
631936000	Paper Fiter Bag	50l	5 pcs.	
630325000	PE Disposal Bag	35/50l	5 pcs.	
630343000	Fleece Filter Bag	25/35l	5 pcs.	
630359000	Fleece Filter Bag	45/50l	5 pcs.	
631933000	Cellulose Filter Cassettes	N/A	2 pcs.	
631934000	Polyester Filter Cassettes M CLASS	N/A	2 pcs.	
630326000	HEPA Filter. Keeps back 99.995% of dusts	N/A	2 pcs.	

W 12-125 HD SET CED PLUS 600408510

- Cuts up to 27 mm in mineral materials
- Efficient dust extraction, Connection for dust extraction Ø 35/41 mm
- Marathon-motor, Safety Clutch, Restart Protection
- Pushing cut and plunge function
- Metal base plate with rollers. Removable for free-hand cuts
- Auto-stop carbon brushes



TEPB 19-180 RT CED 600433500

- Light & Powerful, Cuts up to 55 mm in mineral materials
- High cutting depth like a large angle grinder (Ø 230mm)
- Open design of the dust extraction shroud
- Efficient dust extraction
- Metabo Marathon-motor, Soft Start, Safety Clutch
- Pulling cut & Pushing cut possible
- Deadman switch, fast disc stop and restart protection
- Sturdy die-cast aluminium dust extraction shroud
- Connection for dust extraction Ø 35/41 mm







TE 24-230 MVT CED 600434500

- Cuts up to 60 mm in mineral materials
- Open design of the dust extraction shroud
- Efficient dust extraction
- Metabo Marathon-motor, Soft Start
- Pushing cut & Pulling cut possible
- Metal base plate with rollers
- Metabo VibraTech (MVT)
- Tool-free setting of the cutting depth
- Auto-stop carbon brushes to protect the motor
- Connection for dust extraction Ø 35/41 mm



Technical Data	W 12-125 HD SET CED PLUS	TEPB 19-189 RT CED	TE 24-230 MVT CED
Rated input	1,250 w	1900 w	2400 w
Cutting disc Ø	125 mm	180 mm	230 mm
Max. cutting depth	27 mm	55 mm	60 mm
No-load speed	9600 rpm	7500 rpm	6600 rpm
Weight	4.4 kg	3.5 kg	8.1 kg

Order Code	Description	
626752000	Cutting Dust Extraction Shroud CED 230	
626730000	Cutting Extraction Hood CED 125	
626731000	Cutting Extraction Hood CED 125 PLUS	
630401000	Extraction Hood Clip CED 125 Clip	

Wall Chasers

MFE 40 604040530

- Metabo Marathon motor
- Adjustable Cutting Width and Depth
- Metabo S-automatic safety clutch
- TC electronics: Constant speed even under load
- Overload protection
- Restart protection
- Suitable for quick and clean cutting of wallchannels
- Channel width and cutting depth can be set
- Fully intergrated dust extraction



MFE 65 AU60036539

- Metabo Marathon motor
- Metabo VibraTech (MVT)
- Electronic overload protection
- Soft Start
- Restart protection
- Electronic safety shutdown
- Suitable for quick and clean cutting of wall channels
- Channel width and cutting depth can be set
- Fully intergrated dust extraction



Diamond cutting blades Diamond cutting blades

125mm 628131000

230mm 628135000

• 2 Blades per pack

• 2 Blades per pack



Technical Data	MFE 40	MFE 65
Rated input	1,900 w	2,400 w
Disc Size ø	125 mm	230 mm
Possible groove widths	9 mm	3 / 9 / 17 / 29 / 33 / 37 / 41 mm
Cutting depth	10 - 40 mm	20 - 65 mm
Speed	5,000 rpm	6,500 rpm
Weight	4.6 kg	9.8 kg



Wall Chaser Accessories

Order Code	Description	
628299000	Dia-CD3, 125x28.5x22.23mm, "professional", "UP", universal Triple Diamond Cutting Disk	
628298000	Dia-CD2, 125x18x22.23mm, "professional", "UP", universal Double Diamond Cutting Disk	
630344000	Suction hose for MFE, Ø-35 mm, L: 4 m, bayonet fit.	
630796000	Coupling bush large Ø 41/48 mm	

QUALITY CLASS "PROFESSIONAL" / UP - Best suited for general construction/building site materials such as concrete, exposed aggregate concrete, hard sandstone, clay tiles. Segment height: 12.0 mm; maximum working speed 80 m/s (300 - 400 mm: 100 m/s)



Diameter x bore	Segment dimensions	Number of segments	Maximum speed	Sales unit	Order no.
125 x 22.23 mm / 5 x 7/8 " mm	32 x 2.15 x 12 mm	9	12200 rpm	1	628112000
125 x 22.23 mm	32 x 2.15 x 12 mm	9	12200 rpm	2	628113000
230 x 22.23 mm	40 x 2.5 x 12 mm	15	6600 rpm	1	628116000
230 x 22.23 mm	40 x 2.5 x 12 mm	15	6600 rpm	2	628117000

QUALITY CLASS "PROFESSIONAL" / CP - Ideal for all hard building materials such as concrete (including reinforced), concrete pipes, granite, hard sandstones, facing stones, exposed aggregate concrete. Segment height: 12.0 mm; maximum working speed 80 m/s (300 - 350 mm: 100 m/s)



Diameter x bore	Segment dimensions	Number of segments	Maximum speed	Sales unit	Order no.
125 x 22.23 mm	32 x 2.15 x 12 mm	9	12200 rpm	1	628130000
125 x 22.23 mm	32 x 2.15 x 12 mm	9	12200 rpm	2	628131000
230 x 22.23 mm	40 x 2.5 x 12 mm	15	6600 rpm	1	628134000
230 x 22.23 mm	40 x 2.5 x 12 mm	15	6600 rpm	2	628135000

Concrete Grinders

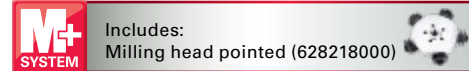
WE 15-125 HD 600465500

- Universally applicable system for low-dust grinding indoors and outdoors
- Metabo Marathon-motor with patented dust protection
- Tacho Constamatic (TC) Full-wave Electronics: fast work progress by means of constant speed under load
- Metabo VibraTech (MVT)
- Safety clutch
- Electronic overload protection, soft start and restart protection
- Auto-stop carbon brushes to protect the motor
- Extraction hood GED 125 can be mounted tool-free
- Fixed segment can be opened manually for near-wall operation
- Connection for dust extraction Ø 35/41 mm



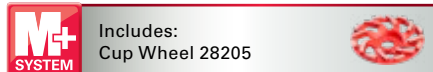
RFEV 19-125 RT 603826710

- High Torque machine
- Marathon Motor, Restart protection, Soft start
- Extremely Slim and Ergonomic body
- S-automatic safety clutch
- VTC Electronics: Variable Speed Constant speed even under load
- Double reduction gearing
- Quick depth adjustment
- Spring loaded brush skirt



RSEV 19-125 RT 603825710

- Metabo Marathon Motor, Restart protection, Soft start
- Extremely Slim and Ergonomic body
- S-automatic safety clutch
- VTC Electronics: Variable Speed Constant speed even under load
- Robust shroud
- Hinged mounted front flap
- Spindle lock
- Air stream between shroud & collar



Technical Data	WE 15-125 HD	RFEV 19-125 RT	RSEV 149-125 RT
Rated input	1,550 W	1,900 Watt	1,900 Watt
Disc size ø	125 mm	125 mm	125 mm
Speed	9600 rpm	750 - 3,100 rpm	3,800-8,200 rpm
Torque	4.2 Nm	16.8 Nm	5 Nm
Weight	2.7 kg	3.8 kg	3.5 kg



Concrete Grinder Accessories

Order Code	Description	
626732000	GED 125 Concrete grinding Shroud Quick, tool-free installation of the extraction hood on a compatible angle grinder Integrated sliding segment for quick, tool-free access even when wearing gloves, for working close to walls. Extraction hood with flexible brush rim and optimised extraction channel for particularly low-dust grinding indoors and outdoors Anti-static plastic prevents electric charges and dust accumulations ensuring constantly high suction power. Connection for dust extraction Ø 35/41 mm Suitable for angle grinder with disc-Ø 125 mm: W..9-1.; WEV 10-125 Quick; W..12-1.; WE..15-1.; WE..17-1.; W..8-1.; WE 9-125 Quick; W..11-1.; WQ 1400 (only 600346); WE 14-1.; not suitable for WP 1200-125 RT, WEV 1500-125 RT, WE 1500-125 RT Adjustable	
628205000	Diamond cup-wheel, Ø 125 mm / 5", concrete / universal Powerful diamond cup-wheel for grinding, milling, levelling, edge grinding and roughening application: Natural stone, granite, concrete, building material Colour: red for concrete or green for universal	
628209000	Diamond cup-wheel, Ø 125 mm / 5", concrete "classic" Double rowed diamond cup-wheel for grinding, milling, levelling, edge grinding and roughening Application: Concrete, universal for hard materials Colour: grey	
628206000	Diamond cup-wheel, Ø 125 mm / 5", abrasive Powerful diamond cup-wheel for grinding, milling, levelling, edge grinding and roughening fresh surface & marble Application: For abrasive materials, screed Colour: grey	
628208000	PCD cup-wheel, Ø 125 mm / 5" Special cup-wheel for effortless sanding thermal coverings without stickiness Application: Coating, sealing, surfacer and plaster, adhesives, screed, medium hard green concrete Colour: black	
628270000	10 Milling Stars, Pointed Head RFEV 19-125 RT For retrofitting the cutter head of the RFEV 19-125 RT With 5 micro-encapsulated screws for safe fixing	
628219000	Cutting Head Flat Head Complete RFEV 19-125 RT Cutting head flat head - contact face tipped with 10 carbide stars For the removal of soft materials such as plaster, fresh ("green") concrete, foam backing and adhesive remains, soft PU coatings, paint coatings on plaster, plaster on wooden beams, latex / oil paint on plaster, formwork joints and concrete runs on fresh concrete areas The subsurface becomes smooth thanks to the flat shape of the stars (pulling cut) Suitable for RFEV 19-125 RT	

ROTARY HAMMERS

XXL
3 YEARS WARRANTY

The Metabo 3-year warranty
We give you an extra long 3 year warranty on all our products. Simply register up to 4 weeks after your purchase on the Internet and your regular guarantee is extended to three years.
Register at www.metabo.com/xxl



Metabo S-automatic safety clutch (KHEVs only): mechanical decoupling of the drive for safe working should the drill stop unexpectedly



Maximum drilling progress (KHEV) and high breaking performance thanks to maintenance-free brushless motor and high-performance hammer action

ALU

Long service life thanks to brushless technology and robust aluminium die-cast housings of gear and motor




Low-dust chiseling and drilling with external dust extraction ESA max



Metabo VibraTech (MVT) with double dampening: Decoupled handle and impact-absorbing counter-oscillating weight actively reduce vibrations for healthy working also in continuous use.



BRUSHLESS



Electronic soft start for precise spot-drilling / smooth start-up



Vario-Tacho-Constamatic (VTC) Full Wave Electronics for work with materials requiring customized speeds, which remain constant under load

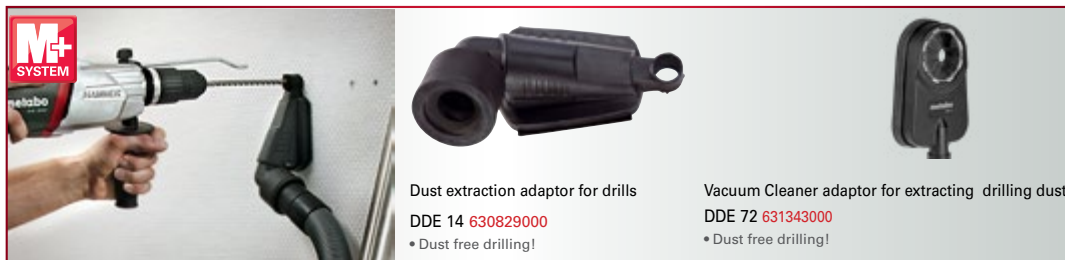


KHEV 5-40 BL Pictured.

Features may not be available on all drills

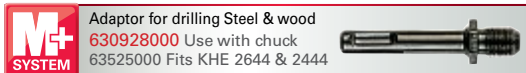
SDS Plus Rotary Hammers

4 MODE SDS Plus Rotary Hammers



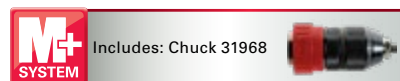
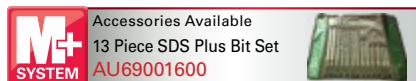
KHE 2644 606157190

- 3 x mode - Rotary hammer, drilling, chiselling
- Metabo S-automatic safety clutch
- High performance hammer action
- Hammer stop for drilling in rotary only mode
- Rotation stop for chiselling
- Clockwise and anti-clockwise rotation
- Electronic soft start
- Vario (V)-electronics



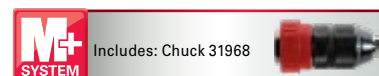
KHE 3251 600659190

- 3 x mode - Rotary hammer, drilling, chiselling
- Marathon motor: More torque, More power output, Higher overload capacity, Maximum durability
- Metabo S-automatic safety clutch
- Metabo Quick: quick change between SDS Plus hammer chuck and keyless chuck for drilling in wood and metal
- Metabo VibraTech (MVT): integrated damping system and side handle
- High performance hammer action
- Ergonomic housing shape for chiselling tasks without side handle
- Vario (V)-Electronics for working at customised speeds to suit various application materials
- High performance hammer action
- Cable-protecting ball joint for optimal freedom of motion when working



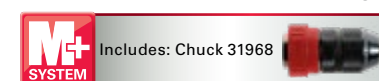
UHE 2660-2 QUICK 600697530

- 4 Mode: Multi-hammer for hammer drilling, drilling without impact in two speeds and chiselling
- Marathon motor: More torque, More power output, Higher overload capacity, Maximum durability
- Metabo S-automatic safety clutch
- Metabo Quick Chuck: Easy change between SDS Plus hammer chuck and keyless chuck for drilling in wood and metal
- Variable speed
- Thumbwheel for preselection of the speed and impact rate
- Two-speed gear unit
- High performance hammer action
- Lockable switch for continuous working



UHEV 2860-2 QUICK 600713530

- 4 Mode: Multi-hammer for hammer drilling, drilling without impact in two speeds and chiselling
- Marathon motor: More torque, More power output, Higher overload capacity, Maximum durability
- Metabo S-automatic safety clutch
- VTC Electronics: Variable Speed Constant speed even under load
- Restart protection
- Metabo Quick Chuck: Easy change between SDS Plus hammer chuck and keyless chuck for drilling in wood and metal
- Variable speed
- Thumbwheel for preselection of the speed and impact rate
- Two-speed gear unit
- High performance hammer action
- Lockable switch for continuous working



Technical Data	KHE 2644*	KHE 3251
Rated input	800 w	800 w
Drill ø	St / wd / conc. 13 / 30 / 26 mm	st / wd / conc. 13 / 35 / 32 mm
Speed	0-1,150 rpm	0-1,150 rpm
Impact rate	5,400 bpm	4,470 bpm
Impact energy	2.3 j	3.1 j
Weight	2.9 kg	3.6 kg

Technical Data	UHE 2660-2 Quick	UHE 2850
Rated input	800 w	1100 w
Drill ø	steel / wood / conc. 13 / 32 / 26 mm	steel / wood / conc. 13 / 30 / 28 mm
Speed	0 - 1050 / 0 - 2500 rpm	0-900 / 0-2100 rpm
Impact rate	4200 bpm	4500 bpm
Impact energy	2.8 J	3.4 J
Weight	3.1 kg	3.3 kg



AC Brushless Combination Hammers- SDS Max

KHEV 5-40 BL 600765500

- Long service life thanks to Brushless Technology and robust aluminium die-cast housings of gear and motor
- High performance hammer action
- Combination hammer with 2 functions: hammer drilling and chiselling
- Metabo S-automatic safety clutch
- Metabo VibraTech (MVT) with double dampening
- Ergonomically shaped, slim gripping area with large speed control trigger for comfortable working
- Easily accessible locking switch for chiselling in continuous mode
- VTC Electronics



NEW

BRUSHLESS



KHEV 8-45 BL 600766500

- Long service life thanks to Brushless Technology and robust aluminium die-cast housings of gear and motor
- High-performance hammer action
- Combination hammer with 2 functions: hammer drilling and chiselling
- Metabo S-automatic safety clutch
- Metabo VibraTech (MVT) with double dampening
- Ergonomically shaped, slim gripping area with large speed control trigger for comfortable working
- VTC Electronics
- Electronic soft start for precise spot-drilling



NEW

BRUSHLESS



KHEV 11-52 BL 600767500

- Long service life thanks to Brushless Technology
- High-performance hammer action
- Metabo S-automatic safety clutch
- Combination hammer with 2 functions: hammer drilling and chiselling
- Metabo VibraTech (MVT) with double dampening
- Ergonomically shaped, slim gripping area with large speed control trigger for comfortable working
- VTC Electronics
- Electronic soft start for precise spot-drilling



NEW

BRUSHLESS



Technical Data	KHEV 5-40 BL	KHEV 8-45 BL	KHEV 11-52 BL
Rated input	1150 W	1500 W	1500 W
Type	SDS-max 40mm	SDS-max 45mm	SDS-max 52mm
Max. Impact rate	2900 bpm	2900 bpm	2360 bpm
Impact energy	8.7 J	12.2 J	18.8 J
No-Load Speed	350 / 500 rpm	210 / 300 rpm	200 / 270 rpm
Weight	8.3 kg	10.1 kg	12.4 kg

AC Brushless Chipping Hammers- SDS Max

MHEV 5 BL 600769500

- Long service life thanks to Brushless Technology
- High breaking performance
- Metabo VibraTech (MVT) with double dampening
- Ergonomically shaped, slim gripping area with large speed control trigger for comfortable working
- Vario-Tacho-Constamatic (VTC)-Full Wave Electronics
- Electronic soft start for smooth start-up
- Restart protection
- Overload protection
- Low-dust chiselling with external dust extraction ESA max (Accessories)



NEW

BRUSHLESS



MHEV 11 BL 600770500

- Long service life thanks to Brushless Technology
- High breaking performance
- Restart protection
- Overload protection
- Electronic soft start for smooth start-up
- Easily accessible locking switch for chiselling in continuous mode
- Metabo VibraTech (MVT) with double dampening
- Ergonomically shaped, slim gripping area with large speed control trigger for comfortable working
- Vario-Tacho-Constamatic (VTC)-Full Wave Electronics
- Optional reduction of the impact energy for working in softer materials
- Low-dust chiselling with external dust extraction ESA max (Accessories)



NEW

BRUSHLESS



Technical Data	MHEV 5 BL	MHEV 11 BL
Rated input	1150 W	1,600 w
Type	SDS Max	SDS Max
Max. Impact rate	2900 bpm	2100 bpm
Impact energy	8.7 J	18 J
Weight	7.9 kg	12.2 kg

ROTARY HAMMERS



32 mm SDS-Plus Hammer
KHA 36-18 LTX 32 (2x18V)



26 mm SDS-Plus Hammer
KHA 18 LTX BL 24 QUICK



26 mm SDS-Plus Hammer
KHE 2644



28 mm SDS-Plus Hammer
UHEV 2860-2 QUICK



40 mm SDS-Max Hammer
KHE 5-40



SDS-Max Chipping Hammer
MHEV 11 BL



45 mm SDS-Max Comb. Hammer
KHEV 8-45 BL



32 mm SDS-Plus Hammer
KHE 3251



26 mm SDS-Plus Hammer
UHE 2660-2 QUICK



SDS-Max Chipping Hammer
MHEV 5 BL



40 mm SDS-Max Demolition Hammer
KHEV 5-40 BL



52 mm SDS-Max Demolition / Chipping Hammer
KHEV 11-52 BL

EXTRACTORS

Model: DDE 14 - 630829000

4 - 14 mm Dust extraction accessory
Dustless drilling up to 14mm dia.



Dual suction chamber collects dust while allowing full suction to adhere to walls or ceilings.

Model: DDE 72 - 631343000

72 mm Dust extraction accessory
Dustless drilling up to 72 mm drill bit dia



Safe and dust-free drilling

Stays attached to almost all (even uneven) surfaces
Minimal drill dust residue
Adapter is put on the existing suction hose.



ESA Max - 623271000

Dust extractor for drilling and chiseling



Efficient: High level of dust extraction (to be certified by national institutes such as TNO, BG BAU & OSHA)

Versatile: Suitable for drilling and chiseling applications with various drill bit and chisel lengths, compatible to all new Metabo SDS-max hammers (launched in 2018/19) and the Metabo M and H class vacuum cleaners

Simple to use: Tool-Free mounting and change of drill bit or chisel possible with mounted dust extraction



For unrivalled destructive force check out Metabo huge range of SDS Plus and Max bits and accessories at www.metabo.com

Order Code

Description



SDS Chucks

631943000

SDS Plus Quick Chuck
KHE 3251 / KHA 36 / UHE 2660-2 / UHEV 2860-2



631968000

SDS Adaptor chuck for steel & wood drilling
KHE 3251 / KHA 36 / UHE 2660-2 / UHEV 2860-2



630928000

Adaptor for drilling Steel & wood Use with chuck 63525000
Fits KHE 2644 & 2444



ALSO AVAILABLE IN CORDLESS TWIN 18V



18 V 18 V 36 V


TWIN 18 VOLT

SDS PLUS

ROTARY HAMMER

SEE PAGE 28

Long Neck Sander & Sanding Kit










LSV 5-225 Comfort 600136000

- Variable Speed control
- Fully integrated dust extraction
- Spring mounted brush ring for optimised dust extraction
- Internal dust extraction
- Easy driveshaft change
- Integrated LED light system

Technical Data	LSV 5-225 Comfort
Rated input	500 w
Diameter of grinding disc	225 mm
Length Settings	1.1 / 1.6 / 2.1* Meters
Speed	1.000 - 1.650 /min
Weight	4.6 kg



Dry Wall Sander Accessories

Order Code	Description	
Cling-fit sanding sheet for filler, paint and lacquer, "professional" series		
626641000	25 cling-fit sanding sheets 225 mm P 40 grit	
626642000	25 cling-fit sanding sheets 225 mm P 60 grit	
626643000	25 cling-fit sanding sheets 225 mm P 80 grit	
626644000	25 cling-fit sanding sheets 225 mm P 100 grit	
626645000	25 cling-fit sanding sheets 225 mm P 120 grit	
626646000	25 cling-fit sanding sheets 225 mm P 150 grit	
626647000	25 cling-fit sanding sheets 225 mm P 180 grit	
626648000	25 cling-fit sanding sheets 225 mm P 220 grit	
Cling-fit sanding sheets with full surface perforation for filler, paint and lacquers, "professional" series		
626649000	25 cling-fit sanding sheets 225 mm P 40 grit	
626650000	25 cling-fit sanding sheets 225 mm P 60 grit	
626651000	25 cling-fit sanding sheets 225 mm P 80 grit	
626652000	25 cling-fit sanding sheets 225 mm P 100 grit	
626653000	25 cling-fit sanding sheets 225 mm P 120 grit	
626654000	25 cling-fit sanding sheets 225 mm P 150 grit	
626655000	25 cling-fit sanding sheets 225 mm P 180 grit	
626656000	25 cling-fit sanding sheets 225 mm P 220 grit	
Sanding screen for long-neck sanders		
626657000	25 sanding screens 225 mm, P 80 grit	
626658000	25 sanding screens 225 mm, P 100 grit	
Sanding webs for long-neck sanders		
626659000	10 cling-fit sanding sheets 225 mm, A 100 grit	
626660000	10 cling-fit sanding sheets 225 mm, A 280 grit	
Cling-fit backing plate		
626661000	Backing plate 225 mm, hard	
626662000	Backing plate 225 mm, very soft	
626663000	Replacement brush rim 225 mm	
626664000	Flexible shaft	



RWE 1020 614044190

- Splash proof motor cover
- Electronic soft start
- Splash proof motor cover
- Ergonomic handle design for easy and safe working

RWEV 1200 614045190

- VTC Electronics: Variable Speed - Constant speed even under load
- Rubber corners at the housing for effective protection from damage
- Continuous speed control trigger with rubber cover
- Electronic soft start for splash-free working
- Ergonomic handle design for easy and safe working

RWEV 1600-2 614047190

- VTC Electronics: Variable Speed - Constant speed even under load
- Thumbwheel for speed pre-selection
- Splash proof motor cover
- Electronic soft start for splash-free working
- Ergonomic handle design for easy and safe working
- Two-speed gear for viscous materials

Technical Data	RWE 1020	RWEV 1200	RWEV 1600-2
Rated input	1,020 w	1,200 w	1,600 w
Speed	0-900 rpm	0-590 rpm	0-470 / 0-680 rpm
Weight	3.1 kg	3.4 kg	4.5 kg



RS-R3: mixes from bottom to top

Ideal for heavy and highly-viscous materials. Particularly suitable for plaster, mortar, screed, concrete, quartz-filled material, etc.

626734000	RS-R3	120	590	M14	15-25
626735000	RS-R3	140	590	M14	25-40
626736000	RS-R3	160	590	M14	30-60



RS-R2: mixes from bottom to top

Ideal for all sticky and viscous materials, e.g. cement, plaster, ready-mixed mortars, etc.

626737000	RS-R2	100	400	13 mm Chuck	10-15
-----------	-------	-----	-----	-------------	-------



RS-L2: mixes from the top to the bottom;
Ideal low viscosity materials

626744000	RS-L2	80	400	10 mm Chuck	5-10
-----------	-------	----	-----	-------------	------

AVAILABLE IN CORDLESS

18 VOLT
STIRRER



SEE PAGE 30



SAWS & WOODWORKING

XXL
3 YEARS WARRANTY
The Metabo 3-year warranty
We give you an extra long 3 year warranty
on all our products. Simply register up to
4 weeks after your purchase on the Internet
and your regular guarantee is extended to
three years.
Register at www.metabo.com/xl

Extremely light
table saw with trolley
function for more
mobility on the
construction site



Soft Start
Greater initial
control at start up

Easy saw blade change
with spindle lock



Dual Port Dust Extraction
Compatible with Metabo
fully integrated dust
extraction system

Precise,
extendable
table width
extension for
extra large
working
surfaces

Precise parallel
guide with double
clamping and
quick fastening

Automatic
resetting
to 0 – 45 ° after
undercuts

Precise saw blade
inclination via gear
guide

Anti-twist tubular frame
construction

Integrated stand made
from stable die-cast
aluminium;
Unfolded in a matter of
seconds, with secure
positioning



3 Second Fast Brake:
Stops the machine
within 3 seconds



Restart Protection: Protects the user
from unintentional start-up

TS 254 Pictured.

Features may not be available on all saws



www.metabo.com.au
1800 metabo



Plunge & Circular Saws



Huge range of blades available,
visit: www.metabo.com for info

KSE 55 Vario PLUS 601204700

- Metabo S-automatic safety clutch
- VTC Electronics: Variable Speed
Constant speed even under load
- Overload protection
- Magnesium die cast base and hood
- 42 TCT blade
- Soft Grip Handle
- Thumb lever to manually lift rising knife
- Includes Carry Case



Guide rail

63121300

Guide Rail Bag: 144221030



KS 66 600542000

- Metabo S-automatic safety clutch
- Sturdy aluminium die cast saw housing
- Fully closed guide plate for secure support
- Rotatable extraction nozzle
- Includes Carry Case



KS 55 FS 600955000

- Robust aluminium die cast guard and retracting blade guard
- Aluminium die cast base plate optimal for use with guide rails
- Includes Carry Case



Circular saw-blade

628030000

• HW/CT 160x20/16, 24 WZ



Technical Data	KSE 55 VARIO	KS 66	KS 55 FS
Rated input	1,200 w	1,400 w	1,200 w
Blade ø	160 mm	190 mm	160 mm
Speed	2,000 / 5,200 rpm	4,200 rpm	5,600 rpm
Max cutting depth at 90°	55 mm	66 mm	55 mm
Max cutting depth at 45°	40 mm	47 mm	39 mm
Weight	3.7 kg	5.5 kg	4 kg

Planers & Routers

HO 26-82 602682190

- Light, compact universal planer for planing, rebating and chamfering
- Parallel guide / rip fence for precise guiding
- Variably adjustable planer depth and notch depth
- Aluminium die cast and milled cut planer base with V-groove
- Strap on the planer base for stopping the machine



10 Reversible carbide planerblades

630272000



Rated Input	620 w
Planing width	82 mm
Speed	17,000 /min
Maximum notch depth	9 mm
Adjustable planing depth	0 - 2.6 mm
Planer base length	295 mm
Weight	2.7 kg



FME 737 600737000

Router Motor

- VC electronics: Variable Speed, almost constant speed under load
- Robust aluminium die cast bearing flange
- Hardened and ground interchangeable collet chuck
- Thumbwheel for preselection of speed
- Auto-stop carbon brushes



OF E 1229 Signal 601229000

- VTC Electronics: Variable Speed
Constant speed even under load
- Overload protection
- Dial gauge for fine tuning the moulding/routing depth with 0.1. mm precision
- Sturdy 2-column guide
- Very suitable for moulding/routing heat-sensitive materials and plastics
- Maximum plunge depth: 50mm



Technical Data	FM E 737	OF E 1229 SIGNAL
Rated input	710 w	1,200 w
Speed	13,000 - 34,000 /min	5,000 / 25,500 /min
collet	1/4" as standard	1/4" as standard
Weight	1.4 kg	3.4 kg

Wide range of collets available

Collets for Fm E 737 & Of E 1229	
Part No.	Description
31947	3mm
31945	6mm
31946	8mm
31948	1/8"
31949	1/4"



Sabre Saw, Multi Tool & Paint Stripper

SSEP 1400 MVT 606178500

- MVT Anti Vibration
- Quick Blade Change
- Powerful Motor
- 6 Speed Settings
- Selectable 3 Stage Pendulum Movement



Rated Input	1400 w
Blade	Universal shank
Speed	0 -2,800 S/min
Stroke	32 mm
Weight	4.6 kg



Huge range of blades available, visit: www.metabo.com for info



Blades for metal - FLEXIBLE; PROFESSIONAL; PROFESSIONAL PREMIUM; PIONIER SERIES	
Blades for Wood and Metal- FLEXIBLE; PROFESSIONAL & PIONIER SERIES	
Blades for wood - CLASSIC; PROFESSIONAL & PIONIER SERIES	
Blades for Special Applications such as Gypsum Plaster, aerated concrete, stainless steel, glass etc., "EXPERT" SERIES	

MT 400 Quick Set 601406500

- VTC Electronics: Variable Speed
Constant speed even under load
- Quick and easy tool change
- Bright Twin-LED



Rated Input	400 w
No-Load Speed	11,000 - 18,500 /min
Oscillation angle L / R	1.6 / 1.6°
Weight	1.4 kg



Tiler's set, 4 pieces

626419000

Set comprising: 1 x carbide segment saw blade 85 mm (tiles), 1 x carbide triangular sanding pad 78 mm (tiles), 1 x scraper rigid 52 mm HCS, 1 x plunge saw blade 32 mm BiM (metal)



For all sanding Pads please see page 118



Interior finishing set, 4 pieces

626420000

Set comprising: 1 x plunge saw blade 32 mm HCS (wood), 1 x segment saw blade 85 mm BiM (wood + metal), 1 x scraper rigid 52 mm HCS, 1 x plunge saw blade 32 mm BiM (metal)



Huge range of blades available, visit: www.metabo.com for info

Jig Saws

STEB 70 Quick 601040530

- Patented fast blade change
- Levels of pendulum stroke: 4
- External dust extraction outlet
- Switchable shaving blower function
- Rubber-coated full grip bow-type handle
- Includes Carry Case



STE 140 Plus 601403500

- VTC Electronics: Variable Speed
Constant speed even under load
- Restart Protection
- Patented fast blade change
- External dust extraction outlet
- Motion activated LED
- Soft Start
- Auto acceleration when starting to saw
- Includes Carry Case



STEB 140 Plus 601404500

- VTC Electronics: Variable Speed
Constant speed even under load
- Restart Protection
- Patented fast blade change
- External dust extraction outlet
- Rubber-coated full grip bow-type handle
- Motion activated LED
- Soft Start
- Auto acceleration when starting to saw
- Includes Carry Case



Technical Data	STEB 70 Q	STE 140	STEB 140 PLUS
Rated input	570 w	750 w	750 w
Speed	900-3,300 strokes/min	1,000 - 3,100 s/m	1,000 - 3,100 s/m
Max cutting thickness	w / nf / st 70 / 20 / 6 mm	w / nf / st 140 / 35 / 10 mm	w / nf / st 140 / 35 / 10 mm
Weight	2.2 kg	2.5 kg	2.5 kg



KS 216 M LASERCUT 619216190

- Clamp
- Laser/Lamp
- Cutting depth limit
- Stop blocks
- Table length extensions
- Chip collection bag
- Effective dust extraction via integrated dust scoop



KGS 216 M 619260190

- Clamp
- Laser/Lamp
- Cutting depth limit
- Stop blocks
- Table length extensions
- Slide function
- Effective dust extraction via integrated dust scoop



Technical Data	KS 216 M	KGS 216 M
Rated input	1,350 W	1,500 W
Blade ø	216 mm	216 mm
Cutting depth	90° - 60 mm 45° - 45 mm	90° - 65 mm 45° - 36 mm
Cutting width	90° - 120 mm 45° - 80 mm	90° - 305 mm 45° - 205 mm
Mitre left to right	47° / 47°	47° / 47°
Bevel left	47°	47°
Weight	9 Kg	14 Kg



KGS 254 M 602540190

- Sliding function for wide work pieces
- Compact light weight, suitable also for one-handed transport
- Robust die-cast aluminium design for the highest demands
- Easy transport thanks to ergonomically-designed handles and saw head lock
- Effective dust extraction via integrated dust scoop
- Fast and precise setting of common angles using stop points
- Laser for exact display of the cutting line
- Sliding high rear fence profiles for safe sawing



KGS 305 M 619305190

- Sliding function for wide work pieces
- Adjustable and extendable table width extensions
- LED work light
- Sliding high rear fence
- Clamp
- Laser/Lamp
- Cutting depth limit
- Stop blocks
- Table length extensions
- Chip collection bag
- Effective dust extraction via integrated dust scoop



Technical Data	KGS 254 M	KGS 305 M
Rated input	1800 W	2000 W
Blade ø	305 mm	305 mm
Cutting depth	90° - 92 mm 45° - 47 mm	90° - 105 mm 45° - 67 mm
Cutting width	90° - 305 mm 45° - 205 mm	90° - 305 mm 45° - 205 mm
Mitre left to right	47° / 2°	47° / 2°
Bevel left	47°	47°
Weight	16.3 kg	19.6 kg

Mitre Saw Blades



POWER CUT - CARBIDE TIPPED MITRE SAW BLADES

- For coarse and semi-fine cuts with continuous feed. Ideal for high feed rate / low power consumption machines
- Good cutting results for straight cuts in solid wood
- Partially suitable for construction wood with nails and concrete residue
- On coated wood or other composites, only coarse cut quality is possible
- Secondary holder for circular saw blades with Ø 216, 250, 254 and over 300 mm

Diameter x cutting width x bore	Material	Number of teeth	Tooth shape	Steel blade thickness	Rake angle	Suitable for	Order no.
216 x 2.4 x 30 mm	HW/CT	24	WZ	1.8 mm	5° neg.	KS 216 M Lasercut / KGS 216 M / KGS 216 Plus / KGSV 216 M / KGSV 72 Xact / KGSV 72 Xact SYM	628009000
216 x 2.4 x 30 mm	HW/CT	20	WZ	1.8 mm	5° neg.	KS 216 M Lasercut / KGS 216 M / KGSV 216 M / KGSV 72 Xact / KGSV 72 Xact SYM	628230000



MULTI CUT - CIRCULAR SAW BLADES FOR SEMI-STATIONARY/STATIONARY CIRCULAR SAWS

- Universal use for demanding materials
- For the highest standards in cutting quality, e.g. for laminate, thin-walled plastic, aluminium, copper and bronze materials
- Ideally suited for many interior work applications
- Perfect cutting results, also for cross-cuts in solid wood, coarse, coated or veneered chipboards, MDF
- The circular saw must have a very high performance power
- Relatively slow saw advance
- Secondary holder for circular saw blades with Ø 216, 250, 254 and over 300 mm (except 628063000)

Diameter x cutting width x bore	Material	Number of teeth	Tooth shape	Steel blade thickness	Rake angle	Suitable for	Order no.
216 x 2.4 x 30 mm	HW/CT	60	FZ/ TZ	1.8 mm	5° neg.	KS 216 M Lasercut / KGS 216 M / KGS 216 Plus / KGSV 216 M / KGSV 72 Xact / KGSV 72 Xact SYM	628083000
305 x 2.8 x 30 mm	HW/CT	96	FZ/ TZ	2 mm	5° neg.	KGS 305 / KS 305 Plus / KS 305 M / KGS 305 M / KGT 305 M	628091000

Sliding Crosscut Mitre Saws



PRECISION CUT - CIRCULAR SAW BLADES FOR SEMI-STATIONARY/STATIONARY CIRCULAR SAWS

- Very wide range of uses in woodworking
- For very good, clean cut results for longitudinal or cross-cuts in softwood and hardwood
- Well suited for hard wood and plywood, untreated chipboards, coated or veneered, MDF, composite materials
- High power consumption so the saw must have a high performance motor
- Secondary holder for circular saw blades with Ø 216, 250 and over 300 mm

Diameter x cutting width x bore	Material	Number of teeth	Tooth shape	Steel blade thickness	Rake angle	Suitable for	Order no.
216 x 2.4 x 30 mm	HW/CT	48	WZ	1.8 mm	5° neg.	KS 216 M Lasercut / KGS 216 M / KGS 216 Plus / KGSV 216 M / KGSV 72 Xact / KGSV 72 Xact SYM	628041000
216 x 2.4 x 30 mm	HW/CT	40	WZ	1.8 mm	5° neg.	KS 216 M Lasercut / KGS 216 M / KGSV 216 M / KGSV 72 Xact / KGSV 72 Xact SYM	628060000
305 x 2.4 x 30 mm	HW/CT	60	WZ	1.8 mm	1.5°	KGS 305	628054000
305 x 2.4 x 30 mm	HW/CT	80	WZ	1.8 mm	5°	KGS 305	628055000
315 x 2.4 x 30 mm	HW/CT	48	WZ	1.8 mm	5° neg.	KGS 315 Plus / KGS 305	628224000
315 x 2.4 x 30 mm	HW/CT	84	WZ	1.8 mm	5° neg.	KGS 315 Plus / KGS 305	628225000



Sliding Crosscut Mitre Saws

KGS 254 I Plus 0102540200

Sliding Crosscut Mitre Saw

- Quiet induction motor with motor brake.
- Quick blade change
- Soft start
- Laser.
- Large, clear visible measurement scale
- Low maintenance and robust
- Dual port dust extraction



KGS 254 Plus 0102540300

Sliding Crosscut Mitre Saw

- VC electronics: Variable Speed, almost constant speed under load
- Quick blade change
- Soft start
- Laser.
- Large, clear visible measurement scale
- Dual port dust extraction



KGS 315 Plus 0103150000

Sliding Crosscut Mitre Saw

- VC electronics: Variable Speed, almost constant speed under load
- Quick blade change
- Soft start
- Laser.
- Large, clear visible measurement scale
- Dual port dust extraction



Technical Data	KGS 254 I PLUS	KGS 254 PLUS	KGS 315 PLUS
Rated input	1,800 W	2,000 W	2,200 W
Blade ø	254 X 30mm	254 X 30mm	315 X 30mm
Cutting depth	90° - 90 mm 45° - 54 mm	90° - 90 mm 45° - 54 mm	90° - 120 mm 45° - 76 mm
Cutting width	90° - 305 mm 45° - 214 mm	90° - 305 mm 45° - 214 mm	90° - 320 mm 45° - 223 mm
Mitre left to right	47° to 60°	47° to 60°	47° to 60°
Bevel left / Right	46° / 22.5°	46° / 46°	46° / 46°
Weight	32.50 Kg	24 Kg	26 Kg

Thickener & Saw Stands

DH 330 0200033019

- Ideal for mobile use due to low weight
- Precise thickness adjustment for quick and exact planning

Rated Input	1,800 w
Max. Height	152 mm
Max. Width	330 mm
Cut depth	3 mm
Feed speed	7 m/min
Table size	840 x 330 mm
Chip removal	0 - 3 mm
Weight	35 kg



Thickener Blade (2 pack)
0911063549
• HSS 332 x 12 x 1.5 mm



UMS 631317000

- Height of work bench: 83 cm
- Weight: 12 kg
- Maximum weight load: 250 kg
- Support surface 57 x 60 cm



KSU 100 629004000

- Including 1 pair of machine carriers (629008000)
- Overall length: 100 cm
- Height of workpiece supports: 92 cm
- Weight: 16 kg



KSU 401 629006000

- Light and robust stand
- Trolley function for mobile use
- Extendable workpiece supports with rollers and folding guide
- Machine carrier (installation without tools)
- Including 1 pair of machine carriers (629008000)
- Overall length: 168 cm - 400 cm
- Height of workpiece supports: 92 cm - 99 cm
- Maximum weight load in central part: 250 kg
- Weight: 25 kg

Universal Machine Carriers
629008000
• Easy tool free fitting.



Power Cut Blade

628222000

• HW/CT 254 X 30, 60 WZ



- TS 254 600668190**
- Motor brake for quick stop of the saw blade in 3 seconds
 - Soft start
 - Overload protection
 - Restart protection
 - Extremely light table saw with trolley function for more mobility on the construction site
 - Integrated stand made from stable die-cast aluminium (patent filed);
Unfolded in a matter of seconds, with secure positioning
 - Very compact with folded stand for comfortable transport and space-saving storage
 - Second working height for working near ground level
 - Anti-twist tubular frame construction
 - Precise parallel guide with double clamping and quick fastening
 - Precise saw blade inclination via gear guide
 - Automatic resetting to 0 – 45 ° after undercuts
 - Easy saw blade change with spindle lock
 - Splitting wedge can be lowered without tools for hidden cuts and transport
 - Precise, extendable table width extension for extra large working surfaces
 - Dual port dust extraction for low dust emission



Rated input	2,000 W
Blade ø	254 mm
Max. Cut depth	90° - 87 mm / 45° - 50 mm
Max. Rip cut	630 mm
Speed	4,200 Rpm
Weight	33.4 Kg

Order Code Description

Power cut

- For fast coarse and semi-fine cuts with continuous feed for low performance requirements
- Good cutting results for straight cuts in solid wood
- Partially suitable for construction wood with nails and concrete residue
- On coated wood or other composites, only coarse cut quality is possible



628025000	CIRCULAR SAW BLADE HW/CT 254 X 30, 24 WZ 20 (TS 254)
628059000	CIRCULAR SAW BLADE HW/CT 254 X 30, 40 WZ 20 (TS 254)
628093000	CIRCULAR SAW BLADE HW/CT 254 X 30, 80 FZ/TZ 5° (TS 254)

Precision cut

- For fast coarse and semi-fine cuts with continuous feed for low performance requirements
- Good cutting results for straight cuts in solid wood
- Partially suitable for construction wood with nails and concrete residue
- On coated wood or other composites, only coarse cut quality is possible



628030000	CIRCULAR SAW BLADE HW/CT 160x20/16, 24 WZ
-----------	---

NOW AVAILABLE

TWIN 18 VOLT
TABLE SAW



SEE PAGE 41



Band Saws

BAS 261 Precision 619008190

- High precision and stability
- Balanced flywheels with rubber coating for a quiet belt path
- Top and bottom HSS precision three-roller guide
- Precise parallel guide with double clamping and quick fastening
- Quiet, low maintenance induction motor
- Restart protection
- Swivelling grey cast iron saw table
- Door opening without tools
- Tool-less height adjustment of blade guard
- External extraction possible for low-dust working



BAS 318 Precision WNB 619009190

- High precision and stability
- Balanced flywheels with rubber coating for a quiet belt path
- Top and bottom HSS precision three-roller guide
- Precise parallel guide with double clamping and quick fastening
- Two cutting speeds for various applications and materials
- Quiet, low maintenance induction motor
- Restart protection
- Swivelling grey cast iron saw table
- Door opening without tools
- Blade clamp indicator with scale for easy control of the blade tension
- Tool-less height adjustment of the saw blade guard
- LED work light for illumination of the cutting line
- External extraction possible for low-dust working
- Drawer for simple disposal of collected sawdust



Technical Data	BAS 261	BAS 318
Rated input	400 w	900 w
Saw table tilt range	0 - 45°	0 - 45°
Cutting depth	103 mm	170 mm
Throat Capacity	245 mm	307 mm
Cutting speed	735 m / min	410 / 800 m / min
Saw blade length	1,712 mm	2,240 mm
Support Surface	328 x 335 mm	560 x 400 mm
Weight	32.5 kg	79 kg

Band Saw & Chip Extractor

BAS 505 Precision WNB 605052000

- High precision and stability
- Top and bottom HSS precision three-roller guide
- Precise parallel guide with double clamping and quick fastening
- Two cutting speeds for various applications and materials
- Quiet, low maintenance induction motor
- Restart protection
- Swivelling grey cast iron saw table
- Door opening without tools for easy saw blade change
- Viewing window for blade clamp indicator for fast control of the blade clamping from outside
- Tool-less height adjustment of the saw blade guard
- Attachments can be stored in the saw housing
- External extraction possible for low-dust working



SPA 1200 601205000

- Raw air extraction device
- Significantly reduces dust content
- Filter material of dust class L
- Integrated grounding to protect from electrostatic charge
- Mobile & easy to re-locate
- Stable stand with supported chip collection bag

M+ SYSTEM Filter 0920016529
Spare Bags 0913017617

M+ SYSTEM
Huge range of blades available,
for more info visit www.metabo.com.au



Technical Data	BAS 505 Precision WNB
Rated input	1500 w
Saw table tilt range	0 - 20°
Cutting depth	280 mm
Throat Capacity	440 mm
Cutting speed	430 / 1020 m / min
Saw blade length	3,380 mm
Support Surface	536 x 640 mm
Weight	133 kg

Technical Data	SPA 1200
Rated input	550 w
Chip Bag Volume	65 l
Max. Vacuum	1,600 pa
Airflow / Hour	900 m³
Hose	ø100 mm x 2.5m
Weight	22 kg

Sanders

Vario (V)-Electronics for working at customised speeds to suit various application materials
(Thumbwheel for speed preselection)

Power Control System: No scratches when placing the machine onto the material at speed

TurboBoost: allows additional power for achieving maximum removal

Patented adjustable dual orbit diameter

Small orbit setting
(2.8 mm oscillation for fine sanding and best quality finish)

Large orbit setting
(6.2 mm coarse sanding for max material removal)

Dust-proof ball bearings for long service life of the machine

SXE 450 TurboTec 600129190

Compatible with Metabo integrated dust extraction system
OR
Dust cartridge with filter for working without connecting to a vacuum cleaner



NEW



Overload protection protects the motor from overheating



Restart protection Prevents a restart of the tool after a power failure

Preselection of speed: material-friendly preselection of the speed, prevents clogging of the sandpaper

Non-Locking Paddle Switch For increased user safety. Alternatively usage as accelerate switch or pure on-off-Switch

Exchangeable cable: a damaged cable can be easily changed



Brushless Motor High efficiency Metabo brushless motor for longer lifetime and less maintenance



Electronic soft start for smooth startup and reduce surface damages



constant speed under load

Vacuum Suction connection



Multi-hole backing pad: for optimal dust removal rate



Pad Brake and Motor Brake these brakes bring additional safety by stopping the tool when switched off

On - Off-Switch: additional on-off-Switch, activates and deactivates the dead-men paddle-switch

Random Orbital Sanders

SXE 400 600405000

Random Orbital Sander

- Dust port for direct connection to a dust extractor hose
- Rubber coated handle
- Dust port adaptor included for direct connection to a dust extractor hose



FSX 200 Intec 609225190

- Light and handy machine for convenient one-hand operation
- Multi-purpose machine for sanding & polishing even and cambered surfaces, wood, plastics, non-ferrous metals, sheet steel
- Very good weight-performance ratio
- Diameter of backing pad Ø125mm
- Intec dust filter cartridge including filter



SXE 425 TurboTec 600131000

- Easy to empty textile dust bag for working without extraction facilities
- Variable speed
- Turbo boost switch
- Power Control System: No scratches when placing the machine directly onto the material at speed
- Grip area with non-slip soft-grip surface
- Removable side handle
- Dust-proof ball bearings for long service life of the machine
- Sturdy aluminium die cast bearing housing
- Easy to empty textile dust bag for working without extraction facilities
- Extraction possibility by means of connecting an all-purpose vacuum cleaner



Technical Data	SXE 400	FSX 200	SXE 425
Rated input	220 w	240 w	320 w
Speed (orbits)	5,000 - 10,000 /min	11,000 /min	4,200 - 11,000 /min
Orbit	ø 3 mm	ø 2.7 mm	ø 5 mm
Base plate	ø 80 mm	ø125mm	ø 125 mm
Weight	1.2 kg	1.3 kg	2 kg

Random Orbital Sanders

SXE 3150 600444190

- Sturdy aluminium die cast bearing housing
- Variable speed
- Extraction Port to connect Vacuum Cleaner
- Easy to empty textile dust bag for working without extraction facilities

NEW



SXE 450 TurboTec 600129190

- Patented adjustable dual orbit diameter : Can be set depending on the application for fine sanding or high stock removal
- Grip area with non-slip soft-grip surface
- Vario (V)-electronics for working at customised speeds to suit various application materials.
- Thumbwheel for speed preselection
- TurboBoost: allows additional power for achieving maximum removal
- Power Control System: No scratches when placing the machine onto the material at speed
- Removable side handle
- Dust-proof ball bearings for long service life of the machine
- Sturdy aluminium die cast bearing housing
- Easy to empty textile dust bag for working without extraction facilities
- Extraction possible by means of connecting an all-purpose vacuum cleaner

Technical Data	SXE 3150	SXE 450 Turbo Tec
Rated input	310 w	350 w
Speed (orbits)	4000 - 12000 /min	4,200 - 11,000 /min
Orbit	ø 3 mm	ø 2.8 / 6.2 mm
Base plate	ø 150 mm	ø 150 mm
Weight	1.6 kg	2.2 kg

Brushless Random Orbital Sanders

SXE 150-2.5 BL 615025700

- Orbital Dia 2.5 mm



NEW



BRUSHLESS



NEW

SXE 150-5.0 BL 615050700

- Orbital Dia 5 mm

Common Features

- Extremely light and flat with symmetrical design for easy change of hands or operation with two hands
 - Non-slip paddle switch with dead man function for safe starting and optionally also control of the speed
 - Vario Tacho Constamatic (VTC) Full-wave Electronics for grinding with materials requiring customised speeds, which remain constant under load
 - Electronic presetting of the desired speed range
 - Soft start minimises surface damage when placing the machine on the work surface
 - Unique Metabo brushless motor highest efficiency when grinding, also in continuous mode
 - Low vibrations for convenient continuous mode
 - Overload protection: protects the motor from overheating
 - Separate main switch protects from unintentional start
 - Motor and plate brake permits quick placing down of the machine after use
- Extraction possibility by means of connecting an all-purpose vacuum cleaner
Multi-hole sanding pad for effective extraction and a longer service life of the sanding medium
When working with 125 mm sanding sheets, the sanding pad "multi-hole" Ø 125 mm can be used

Technical Data	SXE 150-2.5 BL	SXE 150-5.0 BL
Rated input	350 w	350 w
Speed (orbits)	4000 - 10000 /min	4000 - 10000 /min
Orbit	ø 2.5 mm	ø 5.0 mm
Base plate	ø 150 mm	ø 150 mm
Weight	1 kg	1 kg

Square Base Plate Sanders

FSR 200 Intec 600066190

- Light and handy machine for convenient one-hand operation
- Very good weight-performance ratio
- Vibration-damping, non-slip rubber coated handle
- Intec dust filter cartridge including filter



SRE 4350 TurboTec 611350000

- Turbo Boost
- Universal use for sanding wood, plastics, metals and varnished surfaces
- 4 high quality oscillating buffers and dust-proof quality ball bearing for long service life with continuous use
- Dust cartridge with filter for working without connecting to a vacuum cleaner
- Sanding possible up to the outermost corner



SRE 4351 TurboTec 611351000

- Turbo Boost
- Universal use for sanding wood, plastics, metals and varnished surfaces
- 4 high quality oscillating buffers and dust-proof quality ball bearing for long service life with continuous use
- Dust cartridge with filter for working without connecting to a vacuum cleaner
- Sanding possible up to the outermost corner



Technical Data	FSR 200 Intec	SRE 4350 Turbo Tec	SRE 4351 Turbo Tec
Rated input	200 w	350 w	350 w
Speed (orbits)	26,000 /min	8,400 / 22,000 /min	8,400 / 22,000 /min
Orbit	ø 1.4 mm	ø 2.2 mm	ø 2.2 mm
Base plate	square 114 x 102 mm	93 x 185 mm (1/3 Sheet)	112 x 230 mm (1/2 Sheet)
Weight	1.25 kg	2.5 kg	2.7 kg

Triangular Base Plate & Belt Sanders

DSE 300 Intec 600311520

Orbital Triangular Sander

- Universal use for sanding wood, plastics, metals and stone
- Also suitable for louvre sanding and for sanding varnished surfaces
- Thumbwheel for preselection of orbital frequency
- Spindle with dust proof triple ball bearing design
- Base plate corner to corner: 93mm
- Intec dust filter cartridge including filter



FMS 200 Intec 600065590

- Universal use for sanding wood, plastics, metals and varnished surfaces
- 4 high quality oscillating buffers and dust-proof quality ball bearing for long service life with continuous use
- Intec dust filter cartridge including filter
- Sanding possible up to the outermost corner



BAE 75 600375000








- Fast and tool-free sanding belt change
- Thumbwheel for preselection of belt speed
- Vario-Tacho-Constamatic (VTC) - Constant speed under load
- Very good polished section due to extremely precise belt path
- Side handle for ideal machine guidance
- With machine stand for tool-free conversion for stationary use in a matter of seconds
- With length guide for exact guidance of the work-piece in stationary use
- Extraction port for Vacuum Cleaner
- Textile dust bag



Technical Data	DSE 300 Intec	FMS 200 Intec	BAE 75
Rated input	300 w	200 w	1,010 w
Speed (orbits)	0-14,000 / 0-22,000 /min	26,000 /min	240 - 450 rpm
Orbit	ø 1.8 mm	ø 1.4 mm	sanding width 75 mm
Base plate	93 x 93 mm cnr to cnr	100 x 147 mm	Belt Size 75 x 533 mm
Weight	1.3 kg	1.3 kg	4.9 kg
Torque	na	na	12 Nm
Belt support surface	na	na	85 x 150 mm

Sanding Sheets



Order Code	Description		
80 mm Circular Sanding Sheets			
624042000	Velcro sanding discs 80mm pkt 10 p60	SXE 400	
624043000	Velcro sanding discs 80mm pkt 10 p80		
624045000	Velcro sanding discs 80mm pkt 10 p120		
624046000	Velcro sanding discs 80mm pkt 10 p180		
125 mm Circular Sanding Sheets			
631227000	5 Sanding discs 125 P 60	SXE 425 TurboTec & FSX 200	
631228000	5 Sanding discs 125 P 80		
631229000	5 Sanding discs 125 P 120		
631231000	5 Sanding discs 125 P 240		
150 mm Circular Sanding Sheets			
624001000	5 Cling-fit"sanding sheets P40	SXE 450 TurboTec	
624002000	5 Cling-fit"sanding sheets P60		
624003000	5 Cling-fit"sanding sheets P80		
624005000	5 Cling-fit"sanding sheets P120		
Triangular sanding sheets			
624940000	Velcro sanding sheets pkt5 p40	DSE 300 Intec	
624942000	Velcro sanding sheets pkt5 p80		
624982000	Velcro sanding sheets pkt25 p80		
624944000	Velcro sanding sheets pkt5 p120		
624985000	Velcro sanding sheets pkt25 p180		
Multi Sanders sanding sheets			
625604000	Velcro sanding sheets pkt 10 p60	FMS 200	
625605000	Velcro sanding sheets pkt 10 p80		
625607000	Velcro sanding sheets pkt 10 p120		
625608000	Velsro sanding sheets pkt 10 p180		
625609000	Velcro sanding sheets pkt 10 p240		
Sheet Sanders sanding sheets			
624828000	10 Sanding sheets Assorted	FSR 200	
625619000	Velcro sanding sheets pkt10 p40		
625620000	Velcro sanding sheets pkt10 p60		
625621000	Velcro sanding sheets pkt10 p80		
625623000	Velcro sanding sheets pkt10 p120		
Belt Sanders sanding sheets			
631002000	Sanding belts 75x533mm P60	BAE 75	
631003000	Sanding belts 75x533mm P80		
631005000	Sanding belts 75x533mm P120		



Further Sanding Accessories

Order Code	Description		
Backing Plates & Pads			
625600000	Sanding plate, Perforated, FMS 200 Intec 147x100 mm	FMS 200	
625658000	Sanding plate, Perforated, FSX 200 Intec 122 mm	FSX 200	
624992000	Sanding plate, Perforated, DSE 300 Intec 90x90 mm	DSE 300	
631220000	Velcro-faced backing pad 125 mm soft	SXE 425 TurboTec & FSX 200	
631224000	Velcro faced backing pad 122 mm medium		
631225000	Velcro faced backing pad 122 mm soft	SXE 450 TurboTec	
631158000	Velcro-faced backing pad 150 mm medium		
631156000	Velcro-faced backing pad 150 mm soft		
631150000	Velcro-faced backing pad 150 mm 6/8 holes medium		
Dust Bags, Filters & Cartridges			
625599000	Dust collector cartridge	With pleated filter 6.31980, can be cleaned several times Suitable for disc sanders: SXE 425 TurboTec, SXE 450 TurboTec	
625601000	Dust collector cartridge	Dust collector cartridge including dust filter 6.25602 Suitable for sanders/multi-sanders: FMS 200 Intec, FSR 200 Intec Suitable for disc sanders: FSX 200 Intec	
625602000	Pleated Filter	Pleated filter, polyester, for dust collector cartridge (6.25601) Suitable for sanders/multi-sanders: FMS 200 Intec, FSR 200 Intec Suitable for disc sanders: FSX 200 Intec	
631980000	Pleated Filter	Polyester (as spare), for the dust collection boxes 6.31981, 6.25599, 6.25598 Suitable for sanders/ multi-sanders: SR 10-23, SR 10-23 Intec, SR 20-23, SRE 4350 TurboTec, SRE 4351 TurboTec Suitable for disc sanders: SXE 425 TurboTec, SXE 450 TurboTec	

Sabre Saw, Multi Tool & Paint Stripper



Carbide Paint Stripper Blades

4 Pce 631720000

10 Pce 631660000

• 4 Cutting edges



LF 724 S 600724190

- Suitable for Removal of paint and varnish from even wooden surfaces, such as stairs, doors and windows
- Suitable for processing untreated wood
- Suitable for processing notches by virtue of lateral blades 4 reversible carbide blades
- Sturdy die cast aluminium gear housing
- Saves up to 70% of time when compared to conventional working methods
- Variably adjustable milling depth
- Extraction possibility by means of connecting an all-purpose vacuum cleaner

Rated Input	710 W
Cutting Edge	Ø 80mm
Speed	10,000 /min
Axial moulding depth	0 -0.3 Mm
Radial moulding depth	0.15 Mm
Lateral Milling Height	28 Mm
Max. Rebate depth	Unlimited
Weight	2.6 Kg



Spare Blades

Upper: 344163040

Lower: 344163070



HS 8745 608745000

- Cutting strength: ø20mm
- 3 point safety switch for extendable reach
- Fast brake stops blade in 0.05 seconds
- Metabo S-automatic safety clutch



Spare Blades

Upper: 344163060

Lower: 344163090



HS 8765 608765000

- Cutting strength: ø20mm
- 3 point safety switch for extendable reach
- Fast brake stops blade in 0.05 seconds
- Metabo S-automatic safety clutch

Technical Data	HS 8745	HS 8765
Rated input	560 w	560 w
Blade	450 mm long	650 mm long
Speed (strokes)	3,100 /min	3,100 /min
Weight	3.8 kg	4 kg

Air & Glue Guns, Planer



H 16-500 601650190

- Strong, lightweight, heatgun for the home or workshop
- Easy clean air filters
- Powerful motor with optimum cooling
- Two heating and blower levels.



HE 20-600 602060190

- Strong, lightweight, heatgun for the home or workshop
- Easy clean air filters
- Powerful motor with optimum cooling
- 9 Heat settings - 3 air volume settings

Technical Data	H 16-500	HE 20-600
Rated input	1,600 w	2,000 w
Heating levels	300° / 500°	50° - 600°
Air volume	240 / 450 l/min	150 / 300 / 500 l/min

KE 3000 618121000

- For hot melt type glue sticks
- Warm up time 6mins



Glue Sticks

Part No.	Description
30887	Wood, cardboard, leather, etc.
30886	Plastics, polystyrene, polyester, fabrics



Diameter	11 Mm
Length	200 Mm
Max. output	18 g Min
Operating Temp	200°C
Weight	0.25 Kg



One battery pack for everything – Nine power tool manufacturers present a joint battery pack system with CAS



Double freedom for professional users in trade and industry:
With the battery pack system you can not only work without cable,
but you can also use the machines of different manufacturers.



The basis of the **Cordless Alliance System (CAS)** is the Metabo's battery pack technology. In the past years, the German manufacturer has conquered in this area of technology leadership with a whole series of innovations. The latest step towards its vision of a cordless construction site is the 2nd generation of Metabo 18V LiHD battery packs, the 8.0 ampere hours (Ah) capacity battery pack with only 10 cells delivers a massive 1,600 watts of power. "With LiHD we have enough power even for the most energy-intensive applications"



One battery interface - more than 110 machines. From different manufacturers. With CAS, professionals can switch between the manufacturers without having to purchase a new battery pack or charger.



CAS assembles the various companies with very different target groups under one roof. The press machines from **Rothenberger**, for example, are the ideal tool for the work of fitters, heating engineers, refrigeration and air-conditioning technicians or service technicians.

A system with great user benefit

metabo®

PROFESSIONAL POWER TOOL SOLUTIONS



THE MOST POWERFUL BATTERY PACK TECHNOLOGY IN THE WORLD!

Dealer Stamp:

Metabo Pty Ltd ABN 80 004 697 741
10 Dalmore Drive Scoresby 3179
P (03) 9765 0199 F (03) 9765 0189
1800 METABO
sales@metabo.com.au
www.metabo.com.au

PACKAGING CODE: AU981870



www.metabo.com.au
1800 metabo



METABO RESERVES THE RIGHT TO CORRECT ANY PRINTED ERRORS.(E&OE). PRODUCTS MAY VARY DUE TO TECHNICAL CHANGES & AVAILABILITY.